

M12 MALE 90° / M12 FEMALE 90°

PUR 3X0.34 GRAY, UL/CSA, ROBOT, drag ch 0.3m

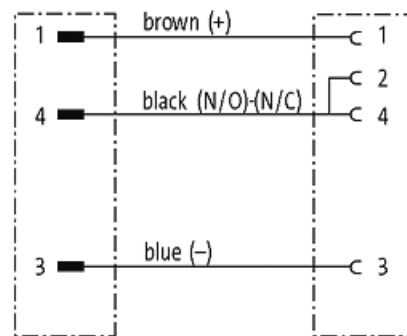
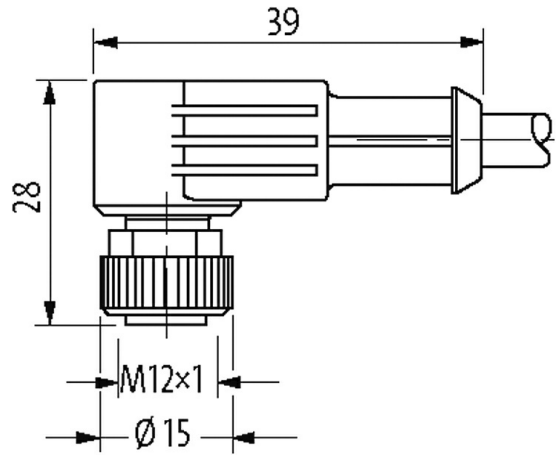
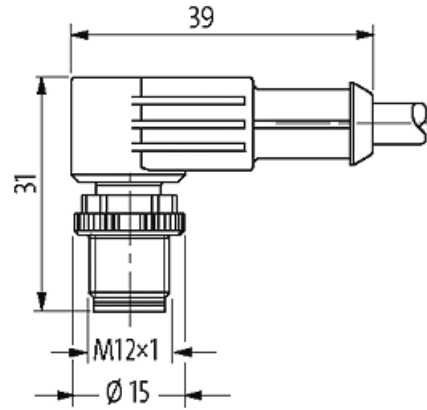
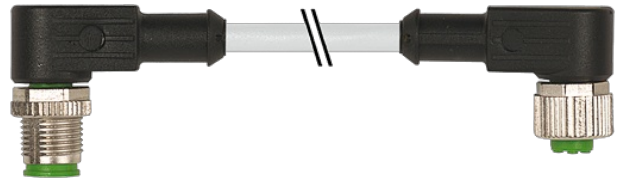
90° – 90°
M12 – M12, 3

7005 - M12 Lite -

[Link to Product](#)

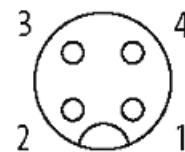
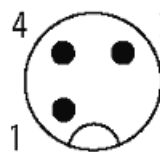
Illustration

stay connected




Male

Female



Product may differ from Image



* UL/CSA

Form	
Form	40301
/	3× 0.34 mm ²
	PP (, ,)
C-track properties	10 Mio.
	PUR (UL/CSA), welding spark
	4.3 mm ±5%
	10×
	-40...+80 °C
	-25...+80 °C
	253
	5 (PUR schweißfunkenbeständig)
()	cRUus (AWM-Style 20549/10493); CE conform
[g/m]	29,70
()	max. 60 Ω/km (20 °C)
()	0.1 mm
()	42× 0.1 mm (6)
	3× 0.34 mm ²
AWG	AWG 22
	PP
	CFC
	74 ±3 D
	1.25 mm ±5%
/	
	3
	no
	PUR
)	CFC
Shore hardness (jacket)	58 ±3 D
()	4.3 mm ±5%
()	
	(EN 60811-404)
	300 V AC
	2500 V AC
	DIN VDE 0298-4
	-40 +80 (+90 10 000)
	-25 +80 (+90 10 000)
	5×
	10×
()	max. 10 Mio. (25 °C)
()	max. 5 m (horizontal)
()	max. 3.3 m/s

()	max. 5 m/s ²
	±360°/m
	max. 1 Mio. (25 °C)
	35
	max. 250 V AC/DC
UL listed	max. 30 V AC/DC
	max. 4 A
	IEC 60664-1, category I
	A
	(M12×1 mm) 0.6 Nm
	M12 (SW13)
	IP66K, IP67 EN 60529
	,
	PUR
()	10 mm
	DIN EN 61076-2-101 (M12)
	3
	-25 +85 ,
HS	85444290
Packaging unit	1
	DE