

EXACT8, 8XM8, 4 POLE PLUG. CAP, SPRING-TERM.

5.0m PUR 16x0,34+2x0,75, UL/CSA

8-way, 4-pole

5.0 m

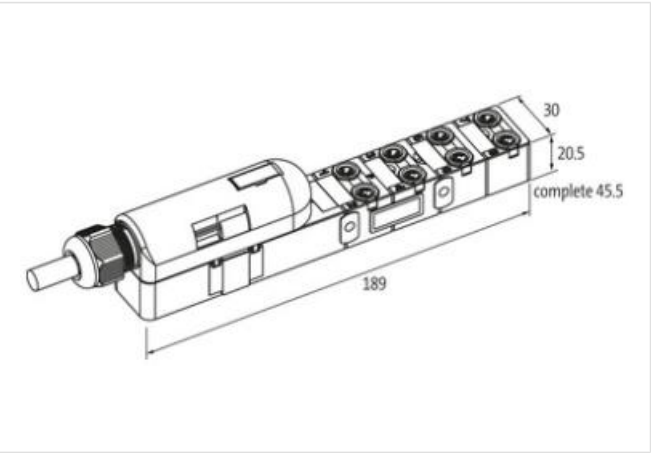

Further cable lengths on request.

Plastic housings with good resistance against chemicals and oils.

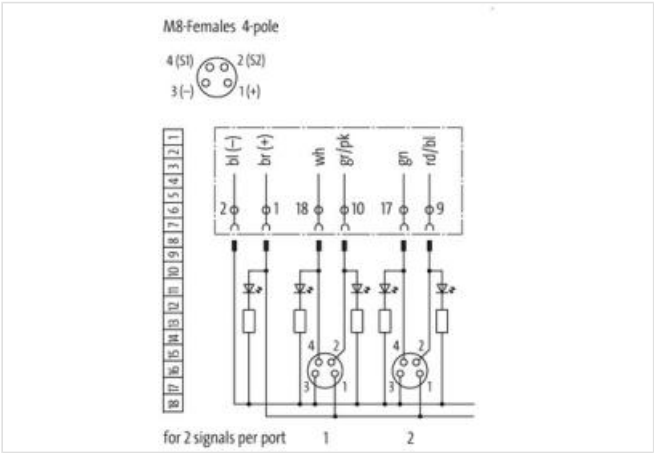
The resistance to aggressive media should be individually tested for your application. Further details on request.

Link to Product

Illustration



Product may differ from Image



Commercial data	
ECLASS-6.0	27143423
ECLASS-7.0	27449001
ECLASS-8.0	27279219
ECLASS-9.0	27440321
ETIM-5.0	EC002585

customs tariff number	85444290
GTIN	4048879054379
Packaging unit	1
Electrical data Supply	
Operating voltage DC	24 V
Current operating per contact max.	2 A
Total current max.	8 A
Industrial communication	
Number of signals per port	2
Installation Connection	
Mounting set	M8 x 1
Device protection Electrical	
Degree of protection (EN IEC 60529)	IP67
Additional condition protection degree	screwed, mounted
Device protection Media	
Flame resistance	flame retardant
Mechanical data Material data	
Material housing	Plastic
Mechanical data Mounting data	
Mounting method	Schraubgewinde
Environmental characteristics Climatic	
Operating temperature min.	-20 °C
Operating temperature max.	80 °C
Additional condition temperature range	depending on cable quality
Installation Cable	
Cable identification	396
Jacket Color	gray
Type of Certificate	cURus, CSA
Amount stranding	1
Stranding	6 wires around Core filler twisted
Amount stranding (type 2)	1
Stranding (type 2)	12 wires around Stranding combination twisted
Banding	Fleece
Filler	yes
wire arrangement	gray-pink, red-blue, green-white, brown-green, black, violet, (brown, blue, brown-gray, gray-white, brown-yellow, yellow-white, red, pink, gray, yellow, green, white)
Cable weight	143 g/m
Material jacket	PUR
Shore hardness jacket	89 ± 5 Shore A
Freedom from ingredients (jacket)	lead-free, cadmium-free, CFC-free, halogen-free, silicone-free, LABS-free
Outer-diameter (jacket)	10,4 mm
Tolerance outer diameter (sheath)	± 5 %
Material wire insulation	TPE-E
Amount wires	16
Outer diameter insulation	1,5 mm
Outer diameter tolerance core insulation	± 5 %
Shore hardness wire insulation	55 ± 5 Shore D
Ingredient freeness wire insulation	lead-free, cadmium-free, CFC-free, halogen-free
Amount strands (wire)	42
Diameter of single wires	0,1 mm
Conductor crosssection (wire)	0,34 mm²

Material conductor wire	Stranded copper wire, bare
Conductor type (wire)	strand class 6
Traversing distance (C-track)	5 m @ 25 °C horizontal
Material wire insulation (Data)	TPE-E
Outer diameter wire insulation (Data)	1,8 mm
Tolerance outer diameter wire insulation (data)	± 5 %
Shore hardness wire insulation (Data)	55 ± 5 Shore D
Ingredient freeness wire insulation (Data)	lead-free, cadmium-free, CFC-free, halogen-free
Amount wires (Data)	2
Amount strands wire (Data)	42
Diameter of single wires (Data)	0,15 mm
Conductor crosssection wire (Data)	0,75 mm²
Material conductor wire (Data)	Stranded copper wire, bare
Wire conductor type (Data)	strand class 6
Max. rated voltage (conductor - conductor)	300 V
Max. rated voltage (conductor - ground)	300 V
Current load capacity (standard)	to DIN VDE 0298-4
Current load capacity min. wire	4 A
Current load capacity min. Wire (Data)	12 A
Electrical resistance line constant wire	57 Ω/km @ 20 °C
Electrical resistance coating wire (Data)	26 Ω/km @ 20 °C
AC withstand voltage (wire - wire)	2 kV @ 60 s
Power frequency withstand voltage (wire - jacket)	2 kV @ 60 s
Min. operating temperature (static)	-40 °C
Max. operating temperature (fixed)	80 °C
Operating temperature min. (dynamic)	-5 °C
Operating temperature max. (dynamic)	80 °C
Flame resistance	UL 1581 § 1090 UL 1581 § 1100 FT2 IEC 60332-2-2
chemical resistance	Good, application-related testing
Gasoline resistance	Good, application-related testing
Oil resistance	Good, application-related testing DIN EN 60811-404
Bending radius (installation)	x Outer diameter
Bending radius (fixed)	7,5 x Outer diameter
Bending radius (dynamic)	10 x Outer diameter
Travel speed (C-track)	5 Mio. @ 25 °C

Connection type 2

Family construction form	free cable end
No. of poles	10
Family construction form	M8
Gender	female
Color contact carrier	black
Coding	A
No. of poles	4
PIN 1	+
PIN 2	S 2
PIN 3	-
PIN 4	S 1