

M12 male 90° / male 90° X-cod. shielded

TPE 4x2x26AWG SF/UTP CAT6a bu UL/CSA. CMR 2m

Ethernet CAT6A

The resistance to aggressive media should be individually tested for your application. Further details on request.

Male 90° – male 90°

M12 – M12, 8-pole

X-coded

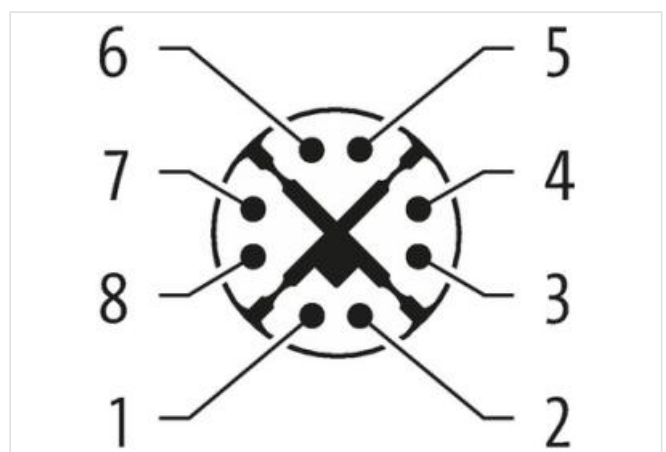
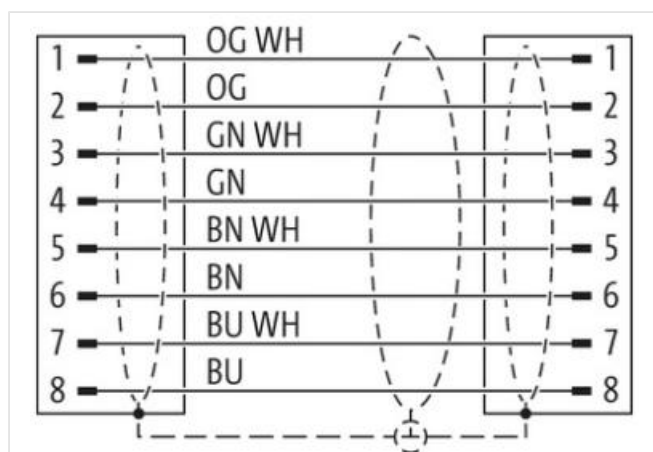
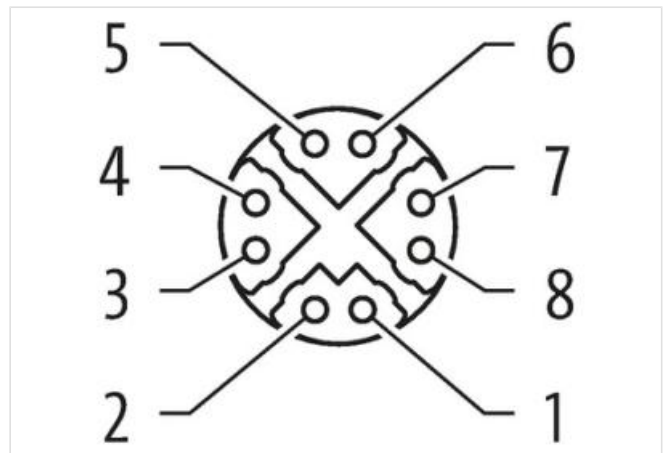

shielded

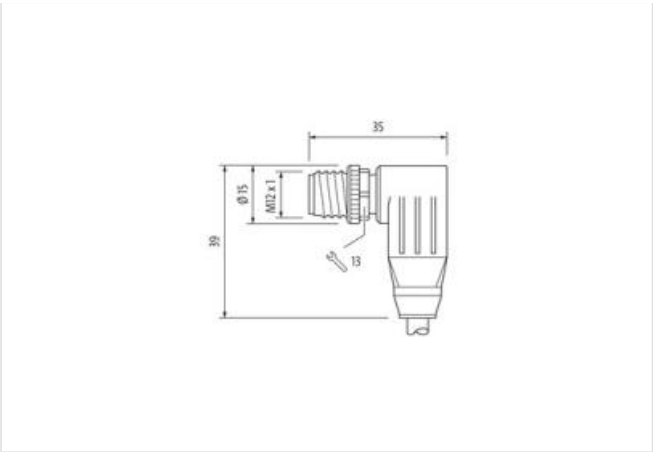
without cable sleeves

Transmission properties with channel transmission up to 50 m

Further cable lengths on request.

Plastic housings with good resistance against chemicals and oils.

[Link to Product](#)**Illustration**



Product may differ from Image



Cable length	2 m
Side 1	
Mounting method	inserted, screwed
Family construction form	M12
No. of poles	8
Side 2	
Mounting method	inserted, screwed
Family construction form	M12
No. of poles	8
Commercial data	
ECLASS-6.0	27279221
ECLASS-7.0	27440104
ECLASS-8.0	27440104
ECLASS-9.0	27440102
ECLASS-10.1	27060307
ECLASS-11.1	27060307
ECLASS-12.0	27060307
ETIM-5.0	EC002599
customs tariff number	85444290
GTIN	4048879699440
Packaging unit	1
Electrical data Supply	
Operating voltage AC max.	50 V
Operating voltage DC max.	60 V
Industrial communication	
Transfer parameters	CAT6, Class EA (ISO/IEC 11801:2002), (EN 50173-1)
Data transmission rate max.	10000 MBit/s
Device protection Electrical	
Pollution Degree	3
Rated surge voltage	1,5 kV
Material group (IEC 60664-1)	I

Environmental characteristics Climatic	
Operating temperature min.	-25 °C
Operating temperature max.	85 °C
Additional condition temperature range	depending on cable quality
Installation Cable	
Cable identification	S4X
Jacket Color	blue
Type of Certificate	cURus
Amount stranding	4
Stranding	2 wires twisted
Stranding (type 2)	4 Stranded joints around Insulation element twisted
Banding	Foil
Filler	Insulation element
wire arrangement	(orange-white, orange), (blue-white, blue), (brown-white, brown), (green-white, green)
Cable weight	65,48 g/m
Material jacket	TPE
Freedom from ingredients (jacket)	lead-free, CFC-free
Outer-diameter (jacket)	7,4 mm
Tolerance outer diameter (sheath)	± 5 %
Material wire insulation	HDPE
Amount wires	8
Outer diameter insulation	0,9 mm
Outer diameter tolerance core insulation	± 5 %
Ingredient freeness wire insulation	lead-free, CFC-free
Amount strands (wire)	7
Diameter of single wires	26 AWG
Conductor crosssection (wire)	26 AWG
Material conductor wire	copper stranded wire, tinned
Traversing distance (C-track)	0,6 m @ 25 °C
Travel speed (C-track)	35 Mio. @ 25 °C
Nominal voltage AC max.	300 V
Current load capacity (standard)	to DIN VDE 0298-4
Current load capacity min. wire	4 A
Characteristic impedance	100 Ω @ 100 MHz
Electrical resistance line constant wire	212 Ω/km @ 20 °C
AC withstand voltage (wire - wire)	3 kV @ 60 s
Electrical capacity line constant (wire - wire)	49000 pF/km
Power frequency withstand voltage (wire - jacket)	3 kV @ 60 s
Loop resistance	424 Ω/km
Min. operating temperature (static)	-40 °C
Max. operating temperature (fixed)	80 °C
Storage temperature min.	-40 °C
Storage temperature max.	80 °C
Flame resistance	IEC 60332-2-2 UL 1581 § 1100 FT2 UL 1581 § 1090
chemical resistance	Good, application-related testing
Gasoline resistance	Good, application-related testing
Oil resistance	DIN EN 60811-404 Good, application-related testing
Bending radius (fixed)	7 x Outer diameter
Bending radius (dynamic)	12 x Outer diameter
No. of torsion cycles	3 Mio. 25 °C
Torsion speed	60 cycles/min 25 °C
Torsion stress	± 270 °/m @ 25 °C