

M12 male 0° / M12 male 90° D-cod. shielded

TPE 22AWG SF/UTP CAT5e gn UL/CSA. ITC/PLTC 5m

USA

Ethernet CAT5

Male 90° – male straight

M12 – M12, 4-pole

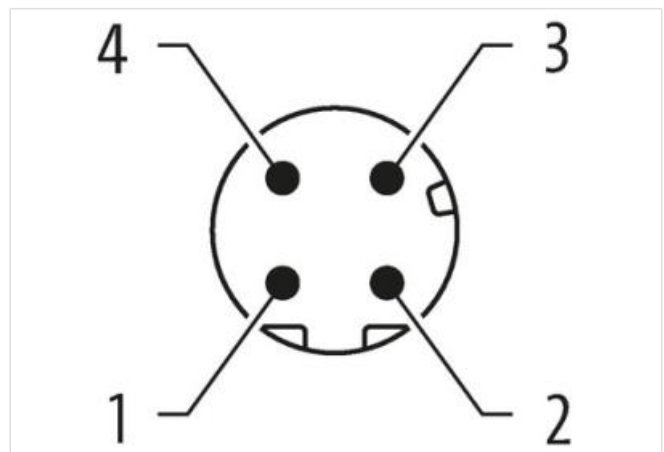

D-coded

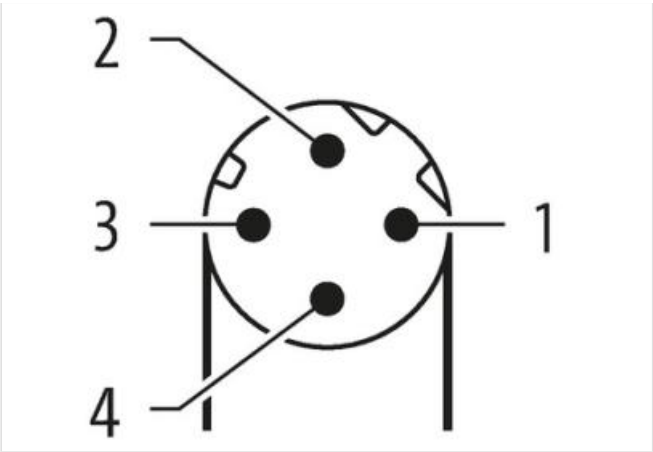
shielded

Further cable lengths on request.

Plastic housings with good resistance against chemicals and oils.

The resistance to aggressive media should be individually tested for your application. Further details on request.

[Link to Product](#)**Illustration**



Product may differ from Image



| | |
|--------------------------|-------------------|
| Cable length | 5 m |
| Side 1 | |
| Tightening torque | 0,6 Nm |
| Mounting method | inserted, screwed |
| Family construction form | M12 |
| Thread | M12 x 1 |
| Cable outlet | straight |
| Coding | D |
| No. of poles | 4 |
| Width across flats | SW13 |
| Side 2 | |
| Tightening torque | 0,6 Nm |
| Mounting method | inserted, screwed |
| Family construction form | M12 |
| Thread | M12 x 1 |
| Cable outlet | angled |
| Coding | D |
| No. of poles | 4 |
| Width across flats | SW13 |
| Commercial data | |
| ECLASS-6.0 | 27061801 |
| ECLASS-7.0 | 27061801 |
| ECLASS-8.0 | 27061801 |
| ECLASS-9.0 | 27061801 |
| ECLASS-10.1 | 27060307 |
| ECLASS-11.1 | 27060307 |
| ECLASS-12.0 | 27060307 |
| ETIM-5.0 | EC002599 |
| customs tariff number | 85444290 |
| GTIN | 4048879605526 |
| Packaging unit | 1 |
| Electrical data Supply | |

| | |
|---------------------------|------|
| Operating voltage DC max. | 60 V |
|---------------------------|------|

| | |
|------------------------------------|-------|
| Current operating per contact max. | 1,5 A |
|------------------------------------|-------|

Industrial communication

| | |
|---------------------|--|
| Transfer parameters | CAT5, Class D (ISO/IEC 11801:2002), (EN 50173-1) |
|---------------------|--|

| | |
|-----------------------------|------------|
| Data transmission rate max. | 100 MBit/s |
|-----------------------------|------------|

Industrial communication | Ethernet functionality

| | |
|--------|-------------|
| duplex | Full duplex |
|--------|-------------|

Device protection | Electrical

| | |
|-------------------------------------|-------------------|
| Degree of protection (EN IEC 60529) | IP65, IP67, IP66K |
|-------------------------------------|-------------------|

| | |
|--|-------------------|
| Additional condition protection degree | inserted, screwed |
|--|-------------------|

| | |
|------------------|---|
| Pollution Degree | 3 |
|------------------|---|

| | |
|---------------------|--------|
| Rated surge voltage | 1,5 kV |
|---------------------|--------|

| | |
|------------------------------|---|
| Material group (IEC 60664-1) | I |
|------------------------------|---|

Mechanical data

| | |
|-----------------------------|---------|
| Contour for corrugated hose | without |
|-----------------------------|---------|

Mechanical data | Material data

| | |
|-----------------|---------------|
| Coating locking | nickel plated |
|-----------------|---------------|

| | |
|------------------|------------------|
| Locking material | Zinc die-casting |
|------------------|------------------|

Mechanical data | Mounting data

| | |
|-----------------|---------------------------------------|
| Mounting method | inserted, screwed, Shaking protection |
|-----------------|---------------------------------------|

Environmental characteristics | Climatic

| | |
|----------------------------|--------|
| Operating temperature min. | -25 °C |
|----------------------------|--------|

| | |
|----------------------------|-------|
| Operating temperature max. | 85 °C |
|----------------------------|-------|

| | |
|--|----------------------------|
| Additional condition temperature range | depending on cable quality |
|--|----------------------------|

Important installation notes

| | |
|-----------------------|---|
| Note on strain relief | Protect the connectors by suitable measures from mechanical loads, e.g. by the usage of cable ties. |
|-----------------------|---|

| | |
|------------------------|---|
| Note on bending radius | Attention: Observe the permissible bending radii when laying cables, as the IP protection class can be endangered by excessive bending forces. |
|------------------------|---|

Conformity

| | |
|------------------|--------------------------|
| Product standard | DIN EN 61076-2-101 (M12) |
|------------------|--------------------------|

Installation | Cable

| | |
|----------------------|-----|
| Cable identification | S7V |
|----------------------|-----|

| | |
|--------------|-------|
| Jacket Color | green |
|--------------|-------|

| | |
|---------------------|-------|
| Type of Certificate | cURus |
|---------------------|-------|

| | |
|------------------|---|
| Amount stranding | 2 |
|------------------|---|

| | |
|-----------|-----------------|
| Stranding | 2 wires twisted |
|-----------|-----------------|

| | |
|---------------------------|---|
| Amount stranding (type 2) | 1 |
|---------------------------|---|

| | |
|--------------------|---------------------------|
| Stranding (type 2) | 2 Stranded joints twisted |
|--------------------|---------------------------|

| | |
|------------------------|----------------------|
| Cable shielding (type) | copper braid, tinned |
|------------------------|----------------------|

| | |
|----------------------------|------|
| Cable shielding (coverage) | 75 % |
|----------------------------|------|

| | |
|---------|------|
| Banding | Foil |
|---------|------|

| | |
|------------------|---------------------------------|
| wire arrangement | (white, blue), (orange, yellow) |
|------------------|---------------------------------|

| | |
|--------------|----------|
| Cable weight | 74,8 g/m |
|--------------|----------|

| | |
|-----------------|-----|
| Material jacket | TPE |
|-----------------|-----|

| | |
|-----------------------------------|-----------------------------------|
| Freedom from ingredients (jacket) | lead-free, CFC-free, halogen-free |
|-----------------------------------|-----------------------------------|

| | |
|-------------------------|---------|
| Outer-diameter (jacket) | 7,87 mm |
|-------------------------|---------|

| | |
|-----------------------------------|-------|
| Tolerance outer diameter (sheath) | ± 5 % |
|-----------------------------------|-------|

| | |
|--------------------------|------|
| Material wire insulation | HDPE |
|--------------------------|------|

| | |
|--------------|---|
| Amount wires | 4 |
|--------------|---|

| | |
|---------------------------|---------|
| Outer diameter insulation | 1,47 mm |
|---------------------------|---------|

| | |
|--|--|
| Outer diameter tolerance core insulation | ± 5 % |
| Ingredient freeness wire insulation | lead-free, CFC-free, halogen-free |
| Amount strands (wire) | 19 |
| Diameter of single wires | 22 AWG |
| Conductor crosssection (wire) | 22 AWG |
| Material conductor wire | copper stranded wire, tinned |
| Nominal voltage AC max. | 600 V |
| Min. operating temperature (static) | -40 °C |
| Max. operating temperature (fixed) | 80 °C |
| UV resistance | DIN EN ISO 4892-2 A |
| Flame resistance | IEC 60332-2-2 UL 1581 § 1100 FT2 UL 1581 § 1090 |
| chemical resistance | Good, application-related testing |
| Gasoline resistance | Good, application-related testing |
| Oil resistance | Good, application-related testing DIN EN 60811-404 |
| Bending radius (fixed) | 8 x Outer diameter |
| Travel speed (C-track) | 35 Mio. @ 25 °C |
| No. of torsion cycles | 5 Mio. 25 °C |
| Torsion stress | ± 180 °/m |