

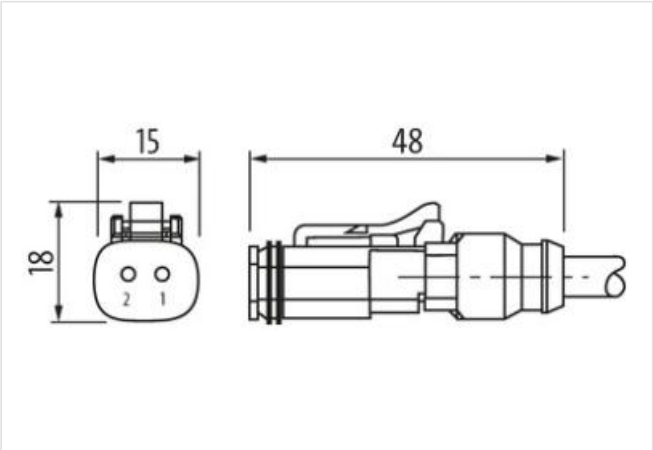
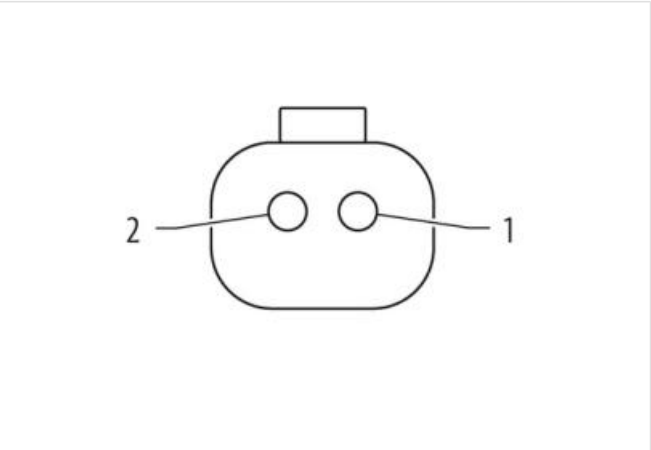
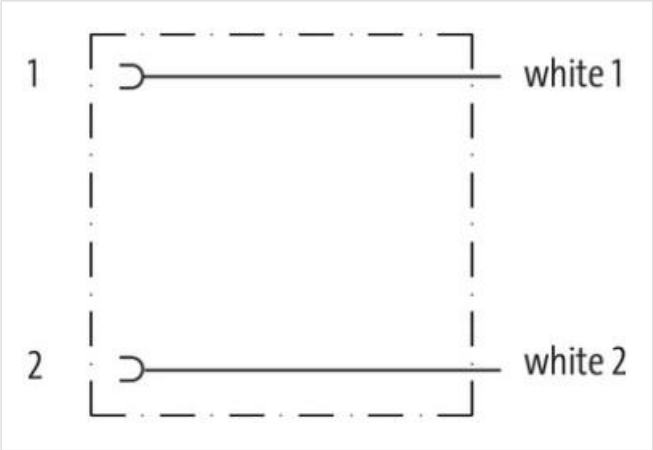
Valve plug MDC06-2s short with cable

RADOX EM 104 2x0.75 bk 10m

Xtreme - Outdoor
Male straight
12...230 V AC/DC
2-pole
without components
with cable sleeves
Plastic housings with good resistance against chemicals and oils.
The resistance to aggressive media should be individually tested for your application. Further details on request.
Further cable lengths on request.

Link to Product

Illustration



Product may differ from Image

Cable length	10 m
Side 1	
Mounting method	inserted
Coating contact	nickel plated
Family construction form	MDC

suitable for corrugated tube (internal Ø)	10 mm
Material contact	Copper alloy
No. of poles	2
Side 2	
Stripping length (jacket)	40 mm
Coating contact	nickel plated
Commercial data	
ECLASS-6.0	27279218
ECLASS-7.0	27279218
ECLASS-8.0	27279218
ECLASS-9.0	27060311
ECLASS-10.1	27060312
ECLASS-11.1	27060312
ECLASS-12.0	27060312
ETIM-5.0	EC001855
customs tariff number	85444290
GTIN	4048879670272
Packaging unit	1
Electrical data Supply	
Operating voltage AC min.	12 V
Operating voltage AC max.	230 V
Operating voltage DC min.	12 V
Operating voltage DC max.	230 V
Current operating per contact max.	8 A
Diagnostics	
Status indication LED	no
Installation Connection	
Stripping length (jacket)	40 mm
Family construction form	Amphenol AT06-2S
Device protection Electrical	
Degree of protection (EN IEC 60529)	IP68
Additional condition protection degree	inserted, screwed
Pollution Degree	3
Rated surge voltage	2,5 kV
Material group (IEC 60664-1)	I
Additional suppressor	without components
Mechanical data Material data	
Material gasket	Silicon
Material housing	PA
Mechanical data Mounting data	
Looking techniques	Snap-in connector
Environmental characteristics Climatic	
Operating temperature min.	-25 °C
Operating temperature max.	85 °C
Additional condition temperature range	depending on cable quality
Important installation notes	
Note on strain relief	Protect the connectors by suitable measures from mechanical loads, e.g. by the usage of cable ties.
Note on bending radius	Attention: Observe the permissible bending radii when laying cables, as the IP protection class can be endangered by excessive bending forces.
Installation Cable	

wire arrangement	white 1, white 2
Cable identification	R21
Printing color of wire insulation	black (white isolation)
Jacket Color	black
Stranding	2 wires twisted
Filler	yes
wire arrangement	white 1, white 2
Cable weight	48,4 g/m
Material jacket	Radox EM 104
Outer-diameter (jacket)	4,75 mm
Tolerance outer diameter (sheath)	± 5 %
Material wire insulation	Radox EI 303
Amount wires	2
Outer diameter insulation	1,62 mm
Outer diameter tolerance core insulation	± 5 %
Printing color of wire insulation	black (white isolation)
Amount strands (wire)	19
Diameter of single wires	0,23 mm
Conductor crosssection (wire)	0,75 mm ²
Material conductor wire	copper stranded wire, tinned
Max. rated voltage (conductor - conductor)	1000 V
Max. rated voltage (conductor - ground)	600 V
Current load capacity (standard)	to DIN VDE 0298-4
Current load capacity min. wire	12 A
Electrical resistance line constant wire	26 Ω/km @ 20 °C
AC withstand voltage (wire - wire)	3,5 kV
Power frequency withstand voltage (wire - jacket)	3,5 kV
Min. operating temperature (static)	-50 °C
Max. operating temperature (fixed)	120 °C
Operating temperature min. (dynamic)	-25 °C
Operating temperature max. (dynamic)	90 °C
Flame resistance	IEC 60332-2-2 UL 1581 § 1090 UL 1581 § 1100 FT2
chemical resistance	Good, application-related testing
Gasoline resistance	Good, application-related testing
Oil resistance	Good, application-related testing DIN EN 60811-404
Bending radius (fixed)	3 x Outer diameter
Bending radius (dynamic)	4 x Outer diameter