

**Valve plug MJC 0° with cable LED+VDR**

RADOX EM 104 2x0.75 bk 10m

Female straight

12...24 V AC/DC

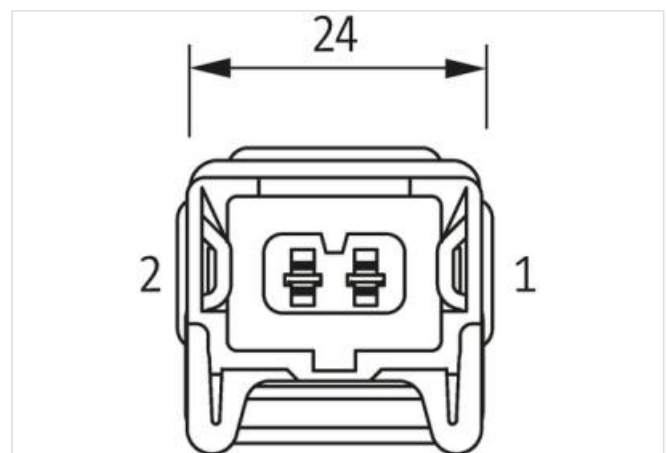
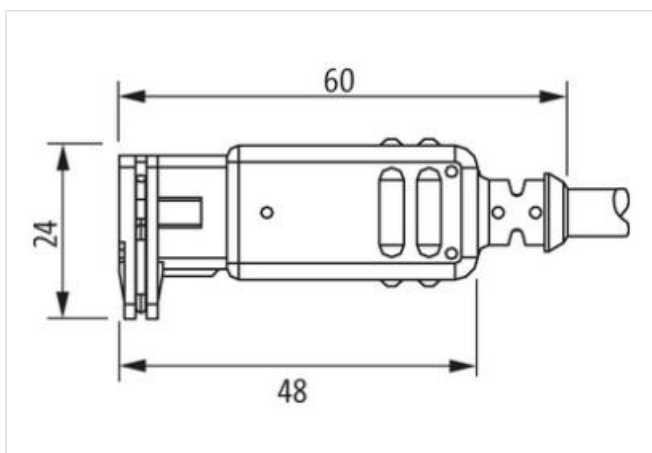
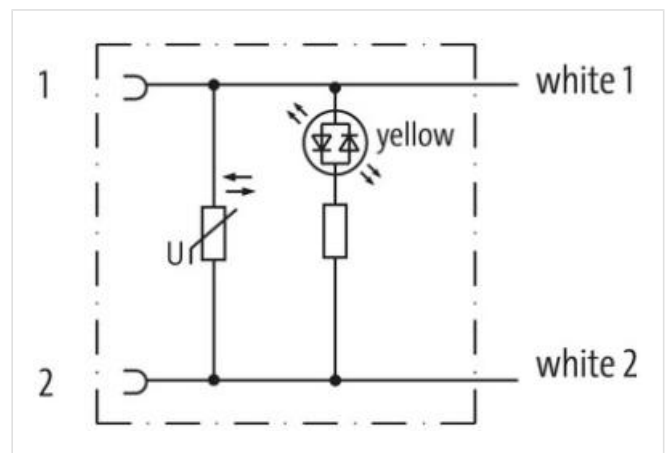
LED and VDR

with cable sleeves

Plastic housings with good resistance against chemicals and oils.

The resistance to aggressive media should be individually tested for your application. Further details on request.

Further cable lengths on request.

[Link to Product](#)**Illustration**

Product may differ from Image

Cable length 10 m

**Side 1**

suitable for corrugated tube (internal Ø) 10 mm

**Side 2**

Stripping length (jacket) 50 mm

**Commercial data**

ECLASS-6.0	27279218
ECLASS-7.0	27279218
ECLASS-8.0	27279218
ECLASS-9.0	27060311
ECLASS-10.1	27060312
ECLASS-11.1	27060312
ECLASS-12.0	27060312
ETIM-5.0	EC001855
customs tariff number	85444290
GTIN	4048879698962
Packaging unit	1

#### Electrical data | Supply

Operating voltage AC min.	12 V
Operating voltage AC max.	24 V
Operating voltage DC min.	12 V
Operating voltage DC max.	24 V
Current operating per contact max.	4 A

#### Diagnostics

Status indication LED	yellow
-----------------------	--------

#### Installation | Connection

Stripping length (jacket)	50 mm
---------------------------	-------

#### Device protection | Electrical

Pollution Degree	3
Rated surge voltage	0,8 kV
Additional suppressor	Varistor

#### Device protection | Media

Flame resistance	flame retardant
------------------	-----------------

#### Mechanical data | Material data

Color housing	black
Material housing	Plastic

#### Important installation notes

Note on strain relief	Protect the connectors by suitable measures from mechanical loads, e.g. by the usage of cable ties.
Note on bending radius	<b>Attention:</b> Observe the permissible bending radii when laying cables, as the IP protection class can be endangered by excessive bending forces.

#### Installation | Cable

wire arrangement	white 1, white 2
Cable identification	R21
Printing color of wire insulation	black (white isolation)
Jacket Color	black
Stranding	2 wires twisted
Filler	yes
wire arrangement	white 1, white 2
Cable weight	48,4 g/m
Material jacket	Radox EM 104
Outer-diameter (jacket)	4,75 mm
Tolerance outer diameter (sheath)	± 5 %
Material wire insulation	Radox EI 303
Amount wires	2
Outer diameter insulation	1,62 mm
Outer diameter tolerance core insulation	± 5 %
Printing color of wire insulation	black (white isolation)

Amount strands (wire)	19
Diameter of single wires	0,23 mm
Conductor crosssection (wire)	0,75 mm <sup>2</sup>
Material conductor wire	copper stranded wire, tinned
Max. rated voltage (conductor - conductor)	1000 V
Max. rated voltage (conductor - ground)	600 V
Current load capacity (standard)	to DIN VDE 0298-4
Current load capacity min. wire	12 A
Electrical resistance line constant wire	26 Ω/km @ 20 °C
AC withstand voltage (wire - wire)	3,5 kV
Power frequency withstand voltage (wire - jacket)	3,5 kV
Min. operating temperature (static)	-50 °C
Max. operating temperature (fixed)	120 °C
Operating temperature min. (dynamic)	-25 °C
Operating temperature max. (dynamic)	90 °C
Flame resistance	IEC 60332-2-2   UL 1581 § 1090   UL 1581 § 1100 FT2
chemical resistance	Good, application-related testing
Gasoline resistance	Good, application-related testing
Oil resistance	Good, application-related testing   DIN EN 60811-404
Bending radius (fixed)	3 x Outer diameter
Bending radius (dynamic)	4 x Outer diameter