

Valve plug MDCY06-6s / 2x M12 female 0° Xtreme

PUR 3x0.75 bk UL/CSA+drag ch. 3m

Xtreme - Outdoor

Y connector

Male straight – females straight

6...230 V AC/DC

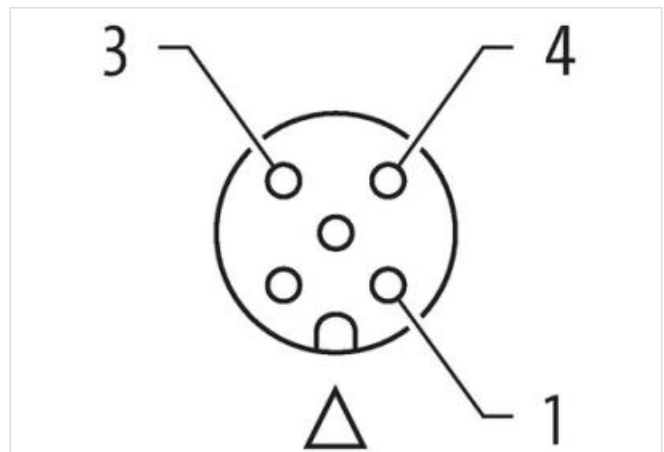
compatibel to Deutsch DT06-6S

without components

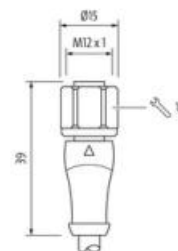

Plastic housings with good resistance against chemicals and oils.

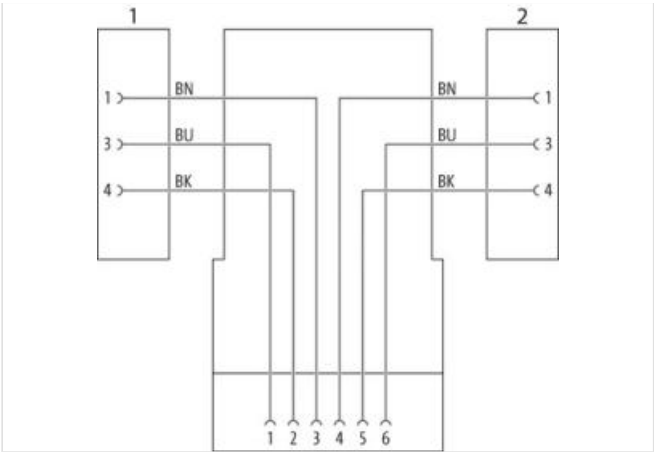
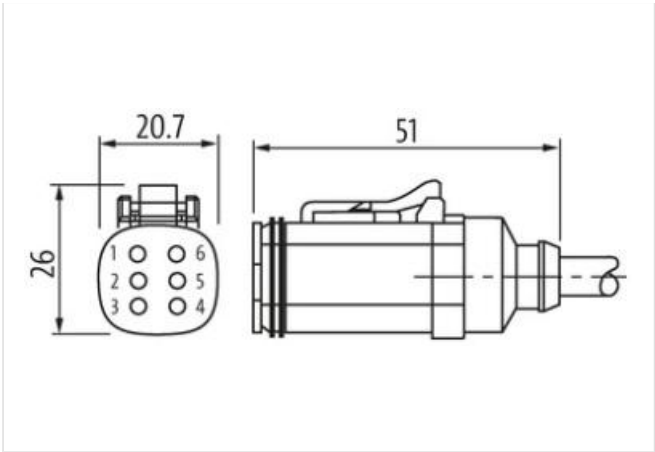
The resistance to aggressive media should be individually tested for your application. Further details on request.

Further cable lengths on request.

[Link to Product](#)**Illustration**

Male
female contacts





Product may differ from Image

Cable length	3 m
Side 1	
Mounting method	inserted, screwed
Coating contact	nickel plated
Family construction form	Amphenol AT06-6S
suitable for corrugated tube (internal Ø)	10 mm
Material contact	Copper alloy
Material	PA
No. of poles	6
Degree of protection (EN IEC 60529)	IP68
Side 2	
Tightening torque	0,6 Nm
Mounting method	inserted, screwed
Coating contact	nickel plated
Family construction form	M12
Thread	M12 x 1
Coding	A
Material contact	Copper alloy
Material	PUR
No. of poles	3
Degree of protection (EN IEC 60529)	IP65, IP66K, IP68
Side 3	
Family construction form	M12
Coding	A
Material contact	Copper alloy
No. of poles	3
Degree of protection (EN IEC 60529)	IP65, IP66K, IP68
Commercial data	
ECLASS-6.0	27279218
ECLASS-7.0	27279218
ECLASS-8.0	27279218
ECLASS-9.0	27060311
ECLASS-10.1	27060312
ECLASS-11.1	27060312
ECLASS-12.0	27060312
ETIM-5.0	EC001855
customs tariff number	85444290

GTIN	4048879833349
------	---------------

Packaging unit	1
----------------	---

Electrical data | Supply

Operating voltage AC min.	6 V
---------------------------	-----

Operating voltage AC max.	230 V
---------------------------	-------

Operating voltage DC min.	6 V
---------------------------	-----

Operating voltage DC max.	230 V
---------------------------	-------

Current operating per contact max.	4 A
------------------------------------	-----

Diagnostics

Status indication LED	no
-----------------------	----

Installation | Connection

Family construction form	Amphenol AT06-6S
--------------------------	------------------

Device protection | Electrical

Pollution Degree	3
------------------	---

Rated surge voltage	2,5 kV
---------------------	--------

Material group (IEC 60664-1)	I
------------------------------	---

Additional suppressor	without components
-----------------------	--------------------

Mechanical data | Material data

Material gasket	Silicon
-----------------	---------

Locking material	Stainless steel 1.4305 (V2A)
------------------	------------------------------

Mechanical data | Mounting data

Mounting method	inserted, screwed, Shaking protection
-----------------	---------------------------------------

Looking techniques	Snap-in connector
--------------------	-------------------

Environmental characteristics | Climatic

Operating temperature min.	-25 °C
----------------------------	--------

Operating temperature max.	85 °C
----------------------------	-------

Additional condition temperature range	depending on cable quality
--	----------------------------

Important installation notes

Note on strain relief	Protect the connectors by suitable measures from mechanical loads, e.g. by the usage of cable ties.
-----------------------	---

Note on bending radius	Attention: Observe the permissible bending radii when laying cables, as the IP protection class can be endangered by excessive bending forces.
------------------------	---

Conformity

Product standard	DIN EN 61076-2-101 (M12)
------------------	--------------------------

Installation | Cable

Cable identification	564
----------------------	-----

Cable Type	3
------------	---

Jacket Color	black
--------------	-------

Type of Certificate	cURus
---------------------	-------

Amount stranding	1
------------------	---

Stranding	3 wires twisted
-----------	-----------------

wire arrangement	brown, black, blue
------------------	--------------------

Traversing distance (C-track)	10 m @ 25 °C horizontal
-------------------------------	---------------------------

Cable weight	51,7 g/m
--------------	----------

Material jacket	PUR
-----------------	-----

Shore hardness jacket	90 ± 5 Shore A
-----------------------	----------------

Freedom from ingredients (jacket)	lead-free, cadmium-free, CFC-free, halogen-free, silicone-free
-----------------------------------	--

Outer-diameter (jacket)	5,9 mm
-------------------------	--------

Tolerance outer diameter (sheath)	± 5 %
-----------------------------------	-------

Material wire insulation	PP
--------------------------	----

Amount wires	3
--------------	---

Outer diameter insulation	1,85 mm
---------------------------	---------

Outer diameter tolerance core insulation	± 5 %
Shore hardness wire insulation	70 ± 5 Shore D
Ingredient freeness wire insulation	lead-free, cadmium-free, CFC-free, halogen-free, silicone-free
Amount strands (wire)	42
Diameter of single wires	0,15 mm
Conductor crosssection (wire)	0,75 mm²
Material conductor wire	Stranded copper wire, bare
Conductor type (wire)	strand class 6
Nominal voltage AC max.	300 V
Current load capacity (standard)	to DIN VDE 0298-4
Current load capacity min. wire	12 A
Electrical resistance line constant wire	26 Ω/km @ 20 °C
AC withstand voltage (wire - wire)	2,5 kV @ 60 s
Power frequency withstand voltage (wire - jacket)	2,5 kV @ 60 s
Min. operating temperature (static)	-40 °C
Max. operating temperature (fixed)	80 °C / 90 °C @ 10000 h Operation
Operating temperature min. (dynamic)	-25 °C
Operating temperature max. (dynamic)	80 °C / 90 °C @ 10000 h Operation
UV resistance	DIN EN ISO 4892-2 A
Flame resistance	UL 1581 § 1100 FT2 UL 1581 § 1090 IEC 60332-2-2
chemical resistance	Good, application-related testing
Gasoline resistance	Good, application-related testing
Oil resistance	DIN EN 60811-404 Good, application-related testing
Bending radius (fixed)	5 x Outer diameter
Bending radius (dynamic)	10 x Outer diameter
Travel speed (C-track)	10 Mio. @ 25 °C
No. of torsion cycles	2 Mio.
Torsion stress	± 180 °/m
Torsion speed	35 cycles/min