

Valve plug MDCY06-4s / 2x valve plug A-18mm Xtreme

PUR 2x0.75 bk UL/CSA+drag ch. 6m

Xtreme - Outdoor

Y connector

The resistance to aggressive media should be individually tested for your application. Further details on request.

Further cable lengths on request.

Male straight

4-pole

12...24 V DC

compatibel to Deutsch DT06-4S

MSUD A

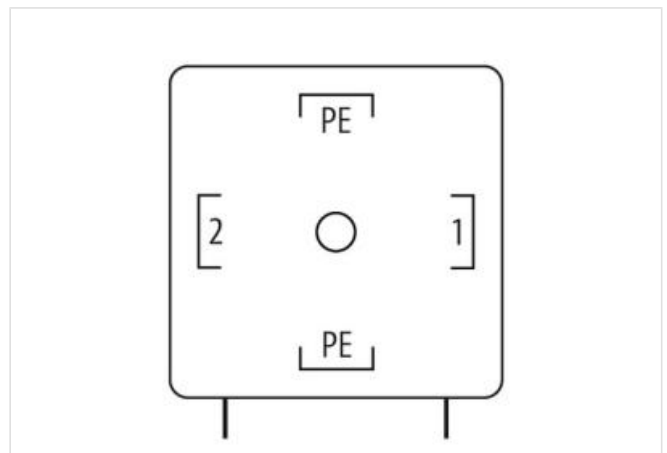
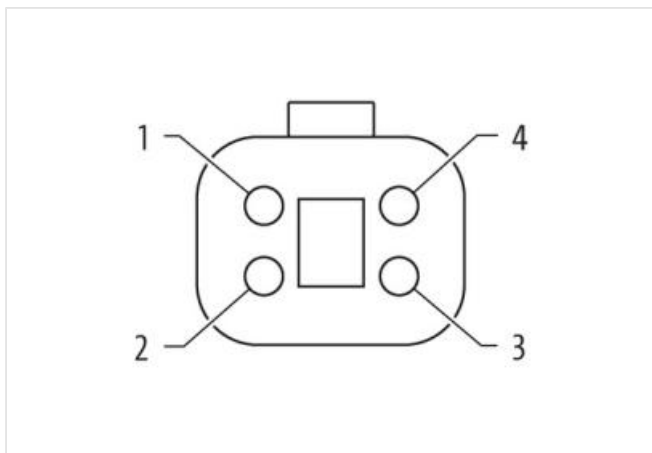
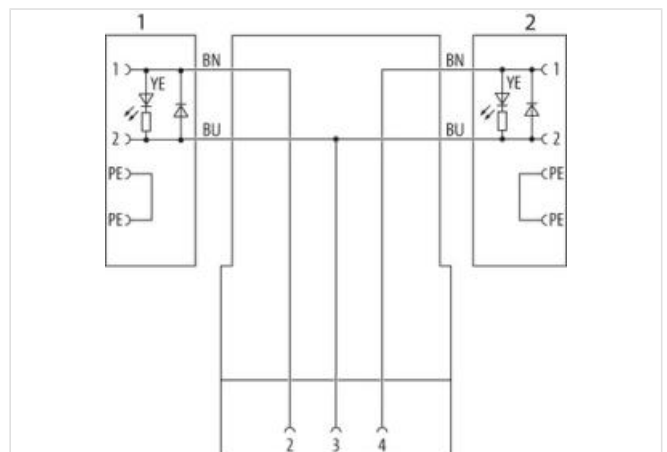
Flyback diode + LED

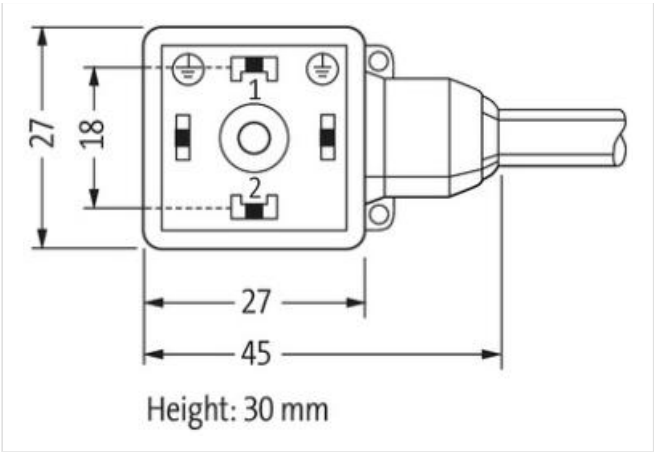
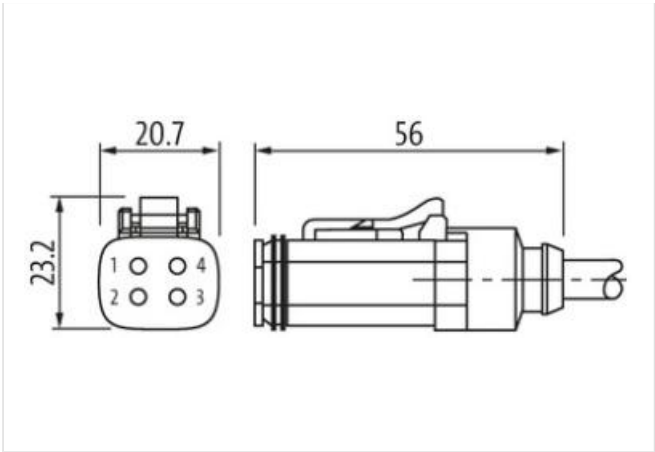
with cable sleeves

Plastic housings with good resistance against chemicals and oils.

[Link to Product](#)

Illustration





Product may differ from Image

Cable length	6 m
Side 1	
Mounting method	inserted, screwed
Coating contact	nickel plated
Family construction form	Amphenol AT06-4S
Material contact	Copper alloy
No. of poles	4
Degree of protection (EN IEC 60529)	IP68
Side 2	
Mounting method	inserted, screwed
Coating contact	nickel plated
Family construction form	MSUD A
Material contact	Copper alloy
No. of poles	4
Degree of protection (EN IEC 60529)	IP65, IP66K, IP68
Side 3	
Family construction form	MSUD A
Material contact	Copper alloy
No. of poles	4
Degree of protection (EN IEC 60529)	IP65, IP66K, IP68
Commercial data	
ECLASS-6.0	27279218
ECLASS-6.1	27279218
ECLASS-7.0	27279218
ECLASS-8.0	27279218
ECLASS-9.0	27060312
ECLASS-10.1	27060312
ECLASS-11.1	27060312
ECLASS-12.0	27060312
ETIM-5.0	EC001855
customs tariff number	85444290
GTIN	4048879913355
Packaging unit	1
Electrical data Supply	
Operating voltage DC min.	12 V
Operating voltage DC max.	24 V

Current operating per contact max. 4 A

Diagnostics

Status indication LED yellow

Installation | Connection

Tightening torque 0,4 Nm

Mounting set M3 x 31

Device protection | Electrical

Pollution Degree 3

Rated surge voltage 0,8 kV

Material group (IEC 60664-1) I

Additional suppressor free-wheeling diode

Mechanical data | Material data

Material gasket Silicon

Material housing PA

Material screw connection Stainless steel 1.4305 (V2A)

Mechanical data | Mounting data

Looking techniques Snap-in connector

Environmental characteristics | Climatic

Operating temperature min. -25 °C

Operating temperature max. 85 °C

Additional condition temperature range depending on cable quality

Installation | Cable

Cable identification 754

Cable Type 3

Jacket Color black

Type of Certificate cURus

Amount stranding 1

Stranding 2 wires twisted

wire arrangement brown, blue

No. of bending cycles (C-track) 10 Mio. @ 25 °C

Cable weight 40,7 g/m

Material jacket PUR

Shore hardness jacket 90 ± 5 Shore A

Freedom from ingredients (jacket) lead-free, cadmium-free, CFC-free, halogen-free, silicone-free

Outer-diameter (jacket) 5 mm

Tolerance outer diameter (sheath) ± 5 %

Material wire insulation PP

Amount wires 2

Outer diameter insulation 1,7 mm

Outer diameter tolerance core insulation ± 5 %

Shore hardness wire insulation 70 ± 5 Shore D

Ingredient freeness wire insulation lead-free, cadmium-free, CFC-free, halogen-free, silicone-free

Amount strands (wire) 42

Diameter of single wires 0,15 mm

Conductor crosssection (wire) 0,75 mm²

Material conductor wire Stranded copper wire, bare

Conductor type (wire) strand class 6

Traversing distance (C-track) 10 m @ 25 °C | horizontal

Current load capacity (standard) to DIN VDE 0298-4

Current load capacity min. wire 12 A

Electrical resistance line constant wire 26 Ω/km @ 20 °C

Nominal voltage power AC max.	300 V
Power frequency withstand voltage power (wire - jacket)	2,5 kV @ 60 s
AC withstand voltage power (wire - wire)	2,5 kV @ 60 s
Min. operating temperature (static)	-40 °C
Max. operating temperature (fixed)	80 °C / 90 °C @ 10000 h Operation
Operating temperature min. (dynamic)	-25 °C
Operating temperature max. (dynamic)	80 °C / 90 °C @ 10000 h Operation
UV resistance	DIN EN ISO 4892-2 A
Flame resistance	UL 1581 § 1090 UL 1581 § 1100 FT2 IEC 60332-2-2
chemical resistance	Good, application-related testing
Gasoline resistance	Good, application-related testing
Oil resistance	DIN EN 60811-404 Good, application-related testing
Bending radius (fixed)	5 x Outer diameter
Bending radius (dynamic)	10 x Outer diameter
No. of torsion cycles	2 Mio.
Torsion speed	35 cycles/min
Torsion stress	± 180 °/m