

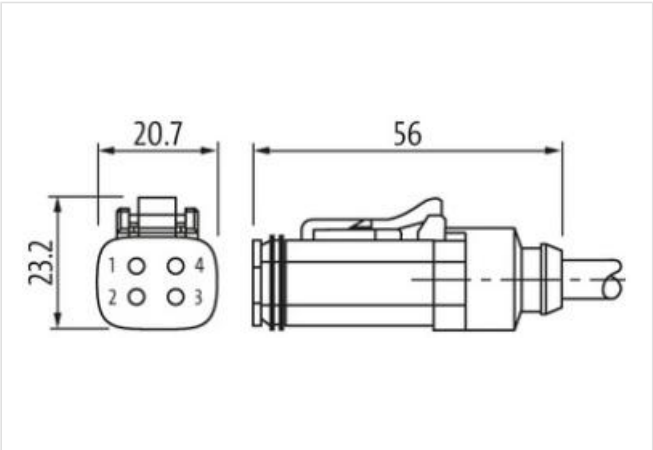
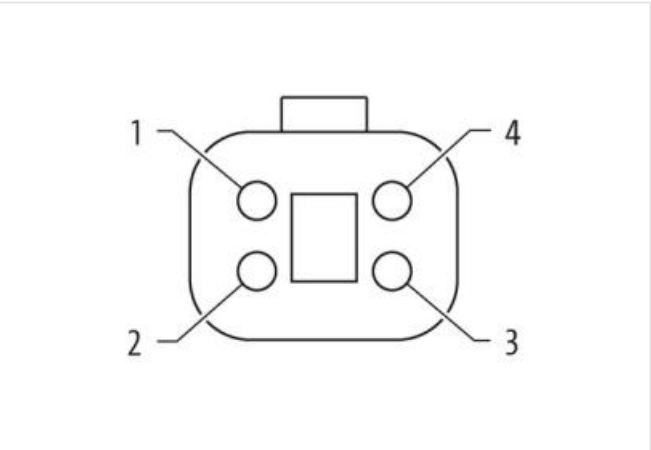
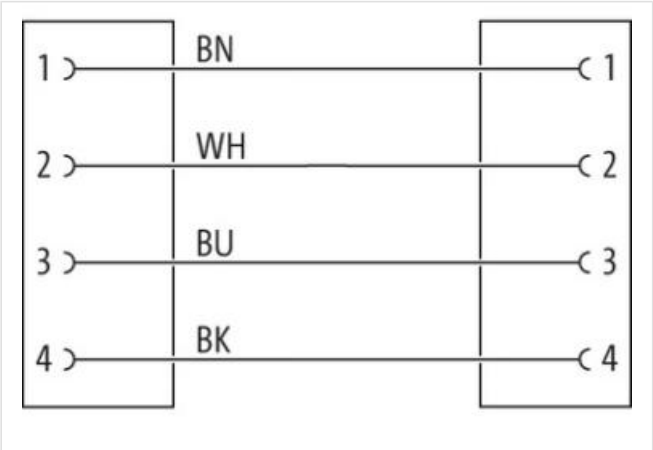
Valve plug MDC06-4s / MDC06-4s

PUR 4x0.75 bk UL/CSA+drag ch. 0.5m

Xtreme - Outdoor
Male straight – male straight
Further cable lengths on request.
6...230 V AC/DC
4-pole
without components
with cable sleeves
Compatible with:
Deutsch DT06-4S
Plastic housings with good resistance against chemicals and oils.
The resistance to aggressive media should be individually tested for your application. Further details on request.

Link to Product

Illustration



Product may differ from Image

Cable length 0,5 m

Side 1

Mounting method inserted

| | |
|-----------------|---------------|
| Coating contact | nickel plated |
|-----------------|---------------|

| | |
|---|--------------|
| Family construction form | MDC |
| suitable for corrugated tube (internal Ø) | 10 mm |
| Material contact | Copper alloy |
| No. of poles | 4 |

Side 2

| | |
|--------------------------|---------------|
| Mounting method | inserted |
| Coating contact | nickel plated |
| Family construction form | MDC |
| No. of poles | 4 |

Commercial data

| | |
|-----------------------|---------------|
| ECLASS-6.0 | 27279218 |
| ECLASS-7.0 | 27279218 |
| ECLASS-8.0 | 27279218 |
| ECLASS-9.0 | 27060311 |
| ECLASS-10.1 | 27060312 |
| ECLASS-11.1 | 27060312 |
| ECLASS-12.0 | 27060312 |
| ETIM-5.0 | EC001855 |
| customs tariff number | 85444290 |
| GTIN | 4048879830577 |
| Packaging unit | 1 |

Electrical data | Supply

| | |
|------------------------------------|-------|
| Operating voltage AC min. | 6 V |
| Operating voltage AC max. | 230 V |
| Operating voltage DC min. | 6 V |
| Operating voltage DC max. | 230 V |
| Current operating per contact max. | 8 A |

Diagnostics

| | |
|-----------------------|----|
| Status indication LED | no |
|-----------------------|----|

Installation | Connection

| | |
|--------------------------|------------------|
| Family construction form | Amphenol AT06-4S |
|--------------------------|------------------|

Device protection | Electrical

| | |
|--|--------------------|
| Degree of protection (EN IEC 60529) | IP68 |
| Additional condition protection degree | inserted, screwed |
| Pollution Degree | 3 |
| Rated surge voltage | 2,5 kV |
| Material group (IEC 60664-1) | I |
| Additional suppressor | without components |

Mechanical data | Material data

| | |
|------------------|---------|
| Material gasket | Silicon |
| Material housing | PA |

Mechanical data | Mounting data

| | |
|--------------------|-------------------|
| Looking techniques | Snap-in connector |
|--------------------|-------------------|

Environmental characteristics | Climatic

| | |
|--|----------------------------|
| Operating temperature min. | -25 °C |
| Operating temperature max. | 85 °C |
| Additional condition temperature range | depending on cable quality |

Important installation notes

Note on strain relief Protect the connectors by suitable measures from mechanical loads, e.g. by the usage of cable ties.

Note on bending radius **Attention:** Observe the permissible bending radii when laying cables, as the IP protection class can be endangered by excessive bending forces.

| Installation Cable | |
|---|--|
| Cable identification | 569 |
| Cable Type | 3 |
| Jacket Color | black |
| Type of Certificate | cURus |
| Amount stranding | 1 |
| Stranding | 4 wires twisted |
| wire arrangement | brown, black, blue, white |
| Traversing distance (C-track) | 10 m @ 25 °C horizontal |
| Cable weight | 62,7 g/m |
| Material jacket | PUR |
| Shore hardness jacket | 90 ± 5 Shore A |
| Freedom from ingredients (jacket) | lead-free, cadmium-free, CFC-free, halogen-free, silicone-free |
| Outer-diameter (jacket) | 6,5 mm |
| Tolerance outer diameter (sheath) | ± 5 % |
| Material wire insulation | PP |
| Amount wires | 4 |
| Outer diameter insulation | 1,85 mm |
| Outer diameter tolerance core insulation | ± 5 % |
| Shore hardness wire insulation | 70 ± 5 Shore D |
| Ingredient freeness wire insulation | lead-free, cadmium-free, CFC-free, halogen-free, silicone-free |
| Amount strands (wire) | 42 |
| Diameter of single wires | 0,15 mm |
| Conductor crosssection (wire) | 0,75 mm² |
| Material conductor wire | Stranded copper wire, bare |
| Conductor type (wire) | strand class 6 |
| Nominal voltage AC max. | 300 V |
| Current load capacity (standard) | to DIN VDE 0298-4 |
| Current load capacity min. wire | 9,6 A |
| Electrical resistance line constant wire | 26 Ω/km @ 20 °C |
| AC withstand voltage (wire - wire) | 2,5 kV @ 60 s |
| Power frequency withstand voltage (wire - jacket) | 2,5 kV @ 60 s |
| Min. operating temperature (static) | -40 °C |
| Max. operating temperature (fixed) | 80 °C / 90 °C @ 10000 h Operation |
| Operating temperature min. (dynamic) | -25 °C |
| Operating temperature max. (dynamic) | 80 °C / 90 °C @ 10000 h Operation |
| UV resistance | DIN EN ISO 4892-2 A |
| Flame resistance | IEC 60332-2-2 UL 1581 § 1100 FT2 UL 1581 § 1090 |
| chemical resistance | Good, application-related testing |
| Gasoline resistance | Good, application-related testing |
| Oil resistance | Good, application-related testing DIN EN 60811-404 |
| Bending radius (fixed) | 5 x Outer diameter |
| Bending radius (dynamic) | 10 x Outer diameter |
| Travel speed (C-track) | 10 Mio. @ 25 °C |
| No. of torsion cycles | 2 Mio. |
| Torsion stress | ± 180 °/m |
| Torsion speed | 35 cycles/min |