

Valve plug MDC06-2s / MDC06-2s

PUR 2x0.75 bk UL/CSA+drag ch. 5m

Xtreme - Outdoor

Male straight – male straight

6...230 V AC/DC

2-pole

without components

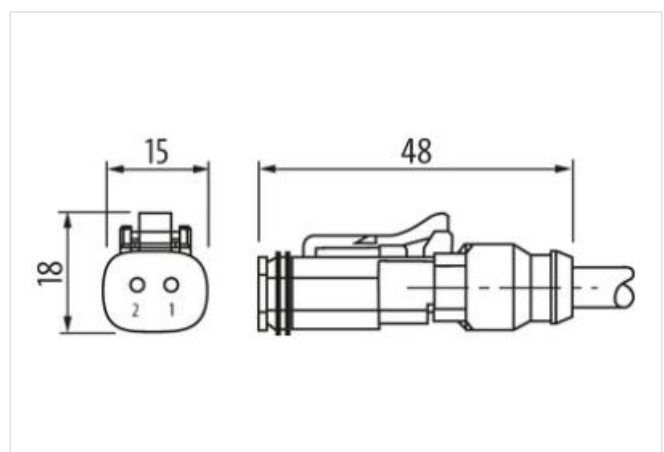
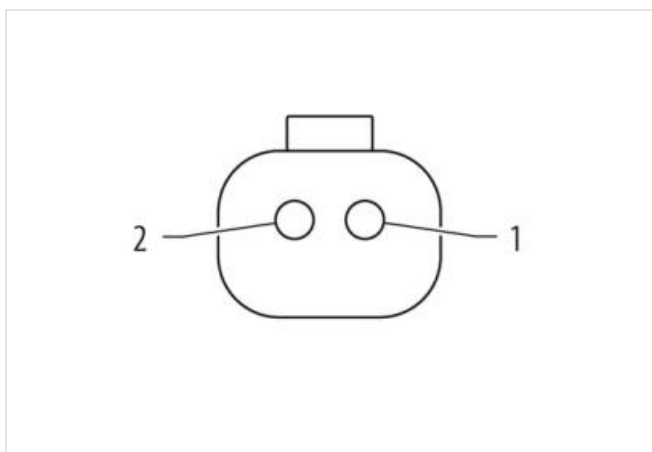
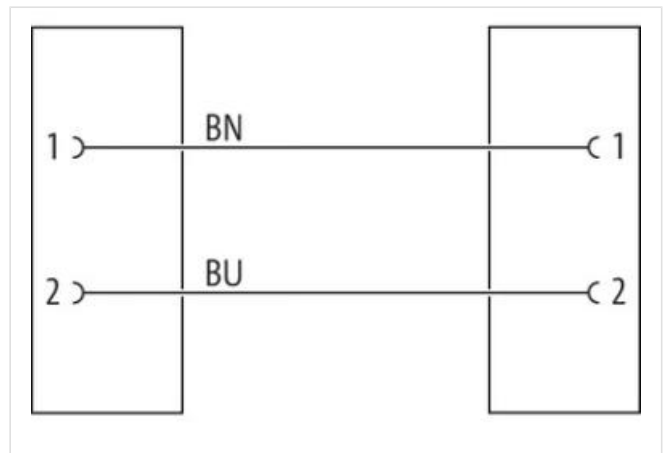
Compatible with:

Deutsch DT06-2S

Plastic housings with good resistance against chemicals and oils.

The resistance to aggressive media should be individually tested for your application. Further details on request.

Further cable lengths on request.

[Link to Product](#)**Illustration**



Product may differ from Image



Cable length	5 m
Side 1	
Mounting method	inserted
Coating contact	nickel plated
Family construction form	MDC
suitable for corrugated tube (internal Ø)	10 mm
Material contact	Copper alloy
No. of poles	2
Side 2	
Mounting method	inserted
Coating contact	nickel plated
Family construction form	Amphenol AT06-2S
No. of poles	2
Commercial data	
ECLASS-6.0	27279218
ECLASS-7.0	27279218
ECLASS-8.0	27279218
ECLASS-9.0	27060311
ECLASS-10.1	27060312
ECLASS-11.1	27060312
ECLASS-12.0	27060312
ETIM-5.0	EC001855
customs tariff number	85444290
GTIN	4048879830591
Packaging unit	1
Electrical data Supply	
Operating voltage AC min.	6 V
Operating voltage AC max.	230 V
Operating voltage DC min.	6 V
Operating voltage DC max.	230 V
Current operating per contact max.	8 A
Diagnostics	

Status indication LED no

Installation | Connection

Family construction form Amphenol AT06-2S

Device protection | Electrical

Degree of protection (EN IEC 60529) IP68
 Additional condition protection degree inserted, screwed
 Pollution Degree 2
 Rated surge voltage 2,5 kV
 Material group (IEC 60664-1) III
 Additional suppressor without components

Mechanical data | Material data

Material gasket Silicon
 Material housing PA

Mechanical data | Mounting data

Looking techniques Snap-in connector

Environmental characteristics | Climatic

Operating temperature min. -25 °C
 Operating temperature max. 85 °C
 Additional condition temperature range depending on cable quality

Important installation notes

Note on strain relief Protect the connectors by suitable measures from mechanical loads, e.g. by the usage of cable ties.
 Note on bending radius **Attention:** Observe the permissible bending radii when laying cables, as the IP protection class can be endangered by excessive bending forces.

Installation | Cable

Cable identification 754
 Cable Type 3
 Jacket Color black
 Type of Certificate cURus
 Amount stranding 1
 Stranding 2 wires twisted
 wire arrangement brown, blue
 Traversing distance (C-track) 10 m @ 25 °C | horizontal
 Cable weight 40,7 g/m
 Material jacket PUR
 Shore hardness jacket 90 ± 5 Shore A
 Freedom from ingredients (jacket) lead-free, cadmium-free, CFC-free, halogen-free, silicone-free
 Outer-diameter (jacket) 5 mm
 Tolerance outer diameter (sheath) ± 5 %
 Material wire insulation PP
 Amount wires 2
 Outer diameter insulation 1,7 mm
 Outer diameter tolerance core insulation ± 5 %
 Shore hardness wire insulation 70 ± 5 Shore D
 Ingredient freeness wire insulation lead-free, cadmium-free, CFC-free, halogen-free, silicone-free
 Amount strands (wire) 42
 Diameter of single wires 0,15 mm
 Conductor crosssection (wire) 0,75 mm²
 Material conductor wire Stranded copper wire, bare
 Conductor type (wire) strand class 6
 Nominal voltage AC max. 300 V
 Current load capacity (standard) to DIN VDE 0298-4

Current load capacity min. wire	12 A
Electrical resistance line constant wire	26 Ω /km @ 20 °C
AC withstand voltage (wire - wire)	2,5 kV @ 60 s
Power frequency withstand voltage (wire - jacket)	2,5 kV @ 60 s
Min. operating temperature (static)	-40 °C
Max. operating temperature (fixed)	80 °C / 90 °C @ 10000 h Operation
Operating temperature min. (dynamic)	-25 °C
Operating temperature max. (dynamic)	80 °C / 90 °C @ 10000 h Operation
UV resistance	DIN EN ISO 4892-2 A
Flame resistance	UL 1581 § 1090 UL 1581 § 1100 FT2 IEC 60332-2-2
chemical resistance	Good, application-related testing
Gasoline resistance	Good, application-related testing
Oil resistance	DIN EN 60811-404 Good, application-related testing
Bending radius (fixed)	5 x Outer diameter
Bending radius (dynamic)	10 x Outer diameter
Travel speed (C-track)	10 Mio. @ 25 °C
No. of torsion cycles	2 Mio.
Torsion stress	± 180 °/m
Torsion speed	35 cycles/min