

Valve plug MDC06-4s with cable

PUR / PVC 2x1.5+1x2x0.5 bk 5m

Xtreme - Outdoor

Male straight

The resistance to aggressive media should be individually tested for your application. Further details on request.

Further cable lengths on request.

6 ... 30 V AC/DC

4-pole

Shielded

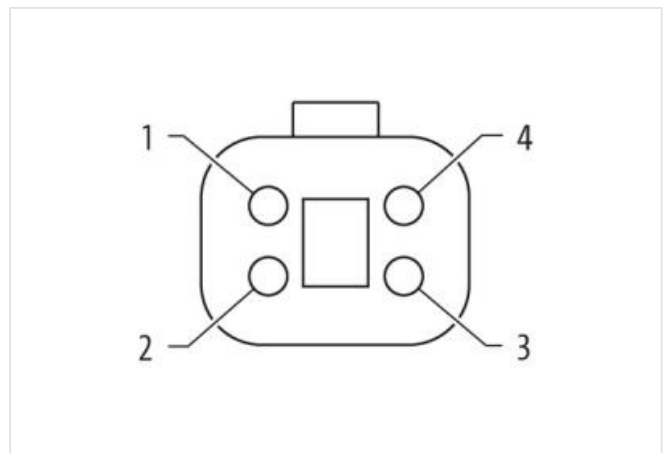
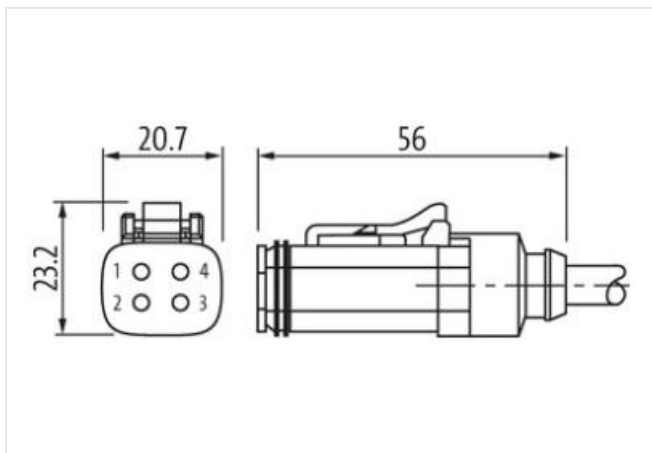
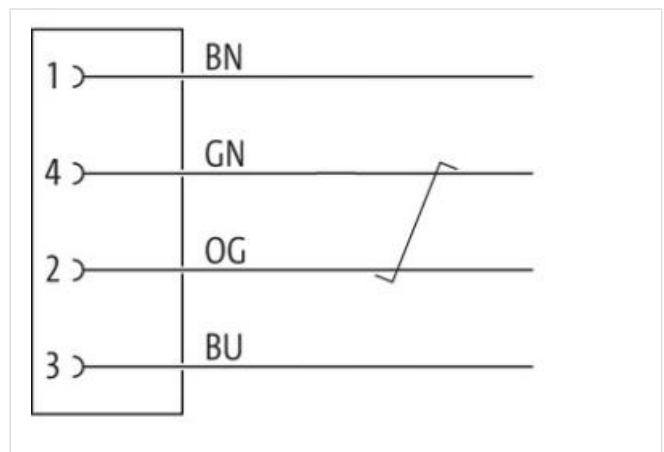
without components

without cable sleeves

Compatible with:

Deutsch DT06-4S

Plastic housings with good resistance against chemicals and oils.

Link to Product**Illustration**

Product may differ from Image



Cable length	5 m
--------------	-----

Side 1

Mounting method	inserted
Coating contact	nickel plated
Family construction form	MDC
suitable for corrugated tube (internal Ø)	13 mm
Material contact	Copper alloy
No. of poles	4

Side 2

Stripping length (jacket)	40 mm
---------------------------	-------

Commercial data

ECLASS-6.0	27279218
ECLASS-6.1	27279218
ECLASS-7.0	27279218
ECLASS-8.0	27279218
ECLASS-9.0	27060312
ECLASS-10.1	27060312
ECLASS-11.1	27060312
ECLASS-12.0	27060312
ETIM-5.0	EC001855
customs tariff number	85444290
GTIN	4048879912877
Packaging unit	1

Electrical data | Supply

Operating voltage AC min.	6 V
Operating voltage AC max.	32 V
Operating voltage DC min.	6 V
Operating voltage DC max.	32 V
Current operating per contact max.	4 A

Diagnostics

Status indication LED	no
-----------------------	----

Installation | Connection

Stripping length (jacket)	40 mm
Family construction form	Amphenol AT06-4S

Device protection | Electrical

Degree of protection (ISO 20653:2013)	IP66K, IP68, IP69K
Pollution Degree	2
Rated surge voltage	0,8 kV
Material group (IEC 60664-1)	III
Additional suppressor	without components

Mechanical data | Material data

Material gasket	Silicon
Material housing	PA

Mechanical data | Mounting data

Looking techniques	Snap-in connector
--------------------	-------------------

Environmental characteristics Climatic	
Operating temperature min.	-25 °C
Operating temperature max.	85 °C
Additional condition temperature range	depending on cable quality
Installation Cable	
Cable identification	260
Jacket Color	yellow
Amount stranding	1
Stranding	2 wires twisted
Amount stranding (type 2)	1
Stranding (type 2)	2 wires with Stranding combination twisted
Filler	yes
wire arrangement	brown, blue, gray, pink, white, black
Cable weight	99 g/m
Material jacket	PUR
Freedom from ingredients (jacket)	lead-free, cadmium-free, CFC-free
Outer-diameter (jacket)	8,8 mm
Tolerance outer diameter (sheath)	± 5 %
Material inner jacket	PVC
Color (inner jacket)	black
Material wire insulation	PVC
Amount wires	2
Outer diameter insulation	2,25 mm
Outer diameter tolerance core insulation	± 5 %
Ingredient freeness wire insulation	lead-free, CFC-free
Amount strands (wire)	84
Diameter of single wires	0,15 mm
Conductor crosssection (wire)	1,5 mm ²
Material conductor wire	Stranded copper wire, bare
Conductor type (wire)	strand class 6
Material wire insulation (Data)	PP
Outer diameter wire insulation (Data)	2 mm
Tolerance outer diameter wire insulation (data)	± 5 %
Ingredient freeness wire insulation (Data)	lead-free, CFC-free, halogen-free
Amount wires (Data)	2
Amount strands wire (Data)	16
Diameter of single wires (Data)	0,2 mm
Conductor crosssection wire (Data)	0,5 mm ²
Material conductor wire (Data)	Stranded copper wire, bare
Wire conductor type (Data)	Strand class 5
Traversing distance (C-track)	5 m horizontal
Travel speed (C-track)	5 Mio.
Nominal voltage AC max.	60 V
Current load capacity (standard)	to DIN VDE 0298-4
Current load capacity min. wire	14,4 A
Current load capacity min. Wire (Data)	7,2 A
Electrical resistance line constant wire	13,3 Ω/km @ 20 °C
Electrical resistance coating wire (Data)	40,1 Ω/km
AC withstand voltage (wire - wire)	1 kV @ 60 s
Min. operating temperature (static)	-40 °C
Max. operating temperature (fixed)	80 °C
Operating temperature min. (dynamic)	-5 °C
Operating temperature max. (dynamic)	80 °C
Flame resistance	IEC 60332-2-2 UL 1581 § 1100 FT2 UL 1581 § 1090

The information in this Product-PDF has been compiled with the utmost care.

Liability for the correctness completeness and topicality of the information is restricted to gross negligence. Version: 2024-04-30

Murrelektronik GmbH | Falkenstr. 3 | 71570 Oppenweiler | Fon +49 (71 91) 47-0 | Fax +49 (71 91) 47-491000 | shop@murrelektronik.com | shop.murrelektronik.com

chemical resistance	Good, application-related testing
Gasoline resistance	Good, application-related testing
Oil resistance	DIN EN 60811-404 Good, application-related testing
Bending radius (installation)	x Outer diameter
Bending radius (fixed)	x Outer diameter
Bending radius (dynamic)	10 x Outer diameter
No. of torsion cycles	Mio.
Torsion speed	cycles/min