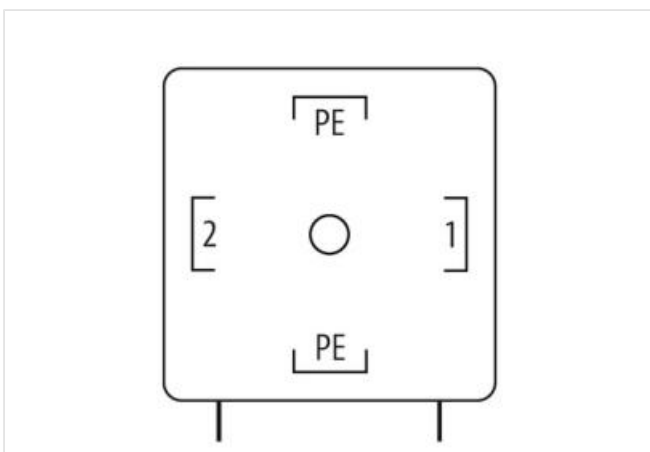
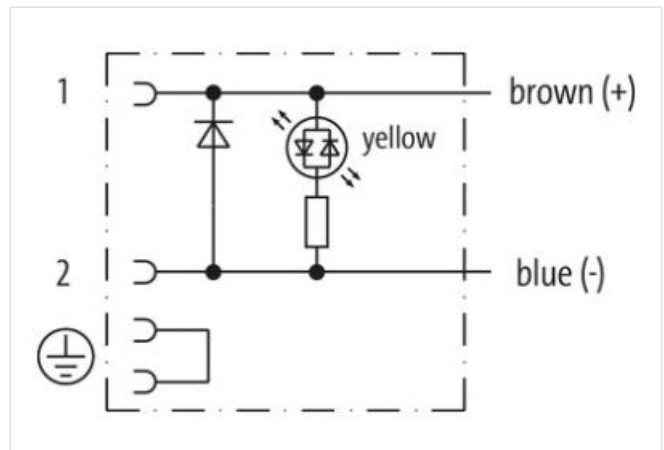


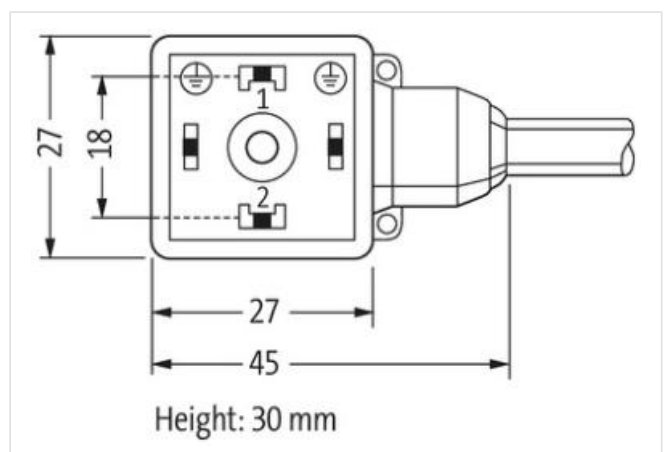
**MSUD Xtreme valve plug A-18mm with cable V2A**

PUR 2x0.75 bk UL/CSA+drag ch. 1.5m

Xtreme - Outdoor  
 Plastic housings with good resistance against chemicals and oils.  
 MSUD  
 Form A (18 mm)  
 Flyback diode + LED  
 12...24 V AC/DC  
 Bridged PE  
 Stainless steel 1.4305 (V2A)  
 without cable sleeves  
 Further cable lengths on request.

[Link to Product](#)**Illustration**

Product may differ from Image



Cable length 1,5 m

#### Side 1

Mounting method	inserted, screwed
Coating contact	silver-plated
Family construction form	MSUD
Material contact	Copper alloy
No. of poles	4
Degree of protection (EN IEC 60529)	IP65, IP66K, IP67, IP68

#### Commercial data

ECLASS-6.0	27279218
ECLASS-7.0	27279218
ECLASS-8.0	27279218
ECLASS-9.0	27060311
ECLASS-10.1	27060312
ECLASS-11.1	27060312
ECLASS-12.0	27060312
ETIM-5.0	EC001855
customs tariff number	85444290
GTIN	4048879306249
Packaging unit	1

#### Electrical data | Supply

Operating voltage AC min.	12 V
Operating voltage AC max.	24 V
Operating voltage DC min.	12 V
Operating voltage DC max.	24 V
Cut-off peak voltage max.	1,3 V
Current operating per contact max.	4 A
Current consumption max.	7 mA

#### Diagnostics

Status indication LED	yellow
-----------------------	--------

#### Installation | Connection

Tightening torque	0,4 Nm
Mounting set	M3

#### Device protection | Electrical

Additional condition protection degree	inserted, screwed
Pollution Degree	3
Rated surge voltage	0,8 kV
Material group (IEC 60664-1)	I
Additional suppressor	LED, free-wheeling diode

#### Mechanical data

Contour for corrugated hose	without
-----------------------------	---------

#### Mechanical data | Material data

Color housing	black
Material gasket	Silicon
Material housing	PBT
Locking material	Stainless steel 1.4305 (V2A)
Material screw connection	Stainless steel 1.4305 (V2A)

#### Mechanical data | Mounting data

Mounting method	Nut, Screw
-----------------	------------

#### Environmental characteristics | Climatic

Operating temperature min.	-25 °C
Operating temperature max.	85 °C
Additional condition temperature range	depending on cable quality

#### Important installation notes

Note on strain relief	Protect the connectors by suitable measures from mechanical loads, e.g. by the usage of cable ties.
Note on bending radius	<b>Attention:</b> Observe the permissible bending radii when laying cables, as the IP protection class can be endangered by excessive bending forces.

#### Installation | Cable

Cable identification	754
Cable Type	3
Jacket Color	black
Type of Certificate	cURus
Amount stranding	1
Stranding	2 wires twisted
wire arrangement	brown, blue
Traversing distance (C-track)	10 m @ 25 °C   horizontal
Cable weight	40,7 g/m
Material jacket	PUR
Shore hardness jacket	90 ± 5 Shore A
Freedom from ingredients (jacket)	lead-free, cadmium-free, CFC-free, halogen-free, silicone-free
Outer-diameter (jacket)	5 mm
Tolerance outer diameter (sheath)	± 5 %
Material wire insulation	PP
Amount wires	2
Outer diameter insulation	1,7 mm
Outer diameter tolerance core insulation	± 5 %
Shore hardness wire insulation	70 ± 5 Shore D
Ingredient freeness wire insulation	lead-free, cadmium-free, CFC-free, halogen-free, silicone-free
Amount strands (wire)	42
Diameter of single wires	0,15 mm
Conductor crosssection (wire)	0,75 mm²
Material conductor wire	Stranded copper wire, bare
Conductor type (wire)	strand class 6
Nominal voltage AC max.	300 V
Current load capacity (standard)	to DIN VDE 0298-4
Current load capacity min. wire	12 A
Electrical resistance line constant wire	26 Ω/km @ 20 °C
AC withstand voltage (wire - wire)	2,5 kV @ 60 s
Power frequency withstand voltage (wire - jacket)	2,5 kV @ 60 s
Min. operating temperature (static)	-40 °C
Max. operating temperature (fixed)	80 °C / 90 °C @ 10000 h Operation
Operating temperature min. (dynamic)	-25 °C
Operating temperature max. (dynamic)	80 °C / 90 °C @ 10000 h Operation
UV resistance	DIN EN ISO 4892-2 A
Flame resistance	UL 1581 § 1090   UL 1581 § 1100 FT2   IEC 60332-2-2
chemical resistance	Good, application-related testing
Gasoline resistance	Good, application-related testing
Oil resistance	DIN EN 60811-404   Good, application-related testing
Bending radius (fixed)	5 x Outer diameter
Bending radius (dynamic)	10 x Outer diameter
Travel speed (C-track)	10 Mio. @ 25 °C
No. of torsion cycles	2 Mio.
Torsion stress	± 180 °/m

Torsion speed

35 cycles/min