

**MQ12 male 0° / MQ12 female 90° A-cod. LED**

PVC 4x0.34 bk UL/CSA 2m

Male straight – female 90°

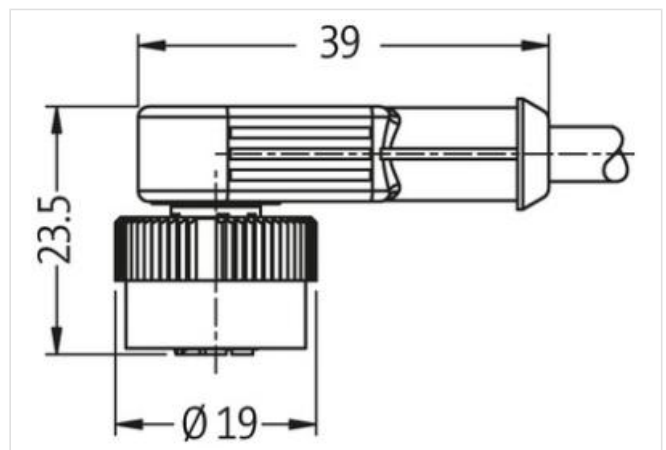
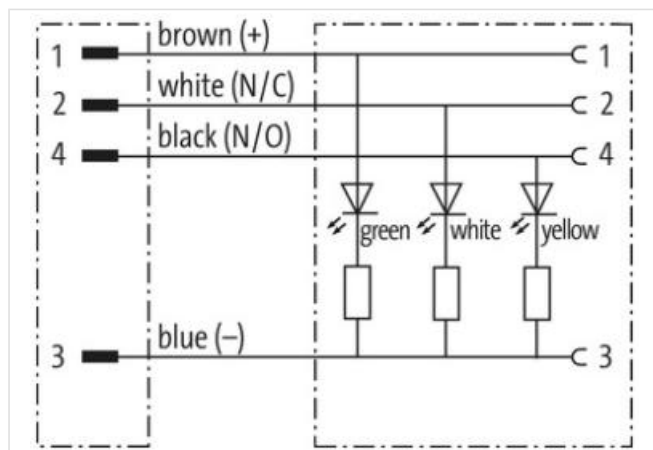
MQ12 – MQ12, 4-pole

3× LED (PNP), (NPN) on request

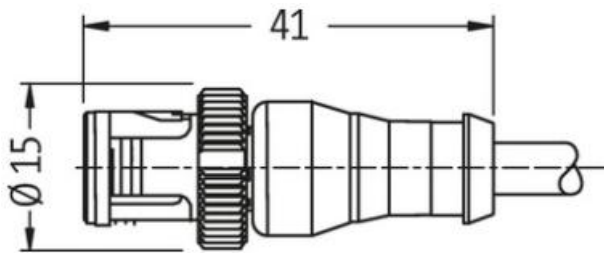
Further cable lengths on request.

Plastic housings with good resistance against chemicals and oils.

The resistance to aggressive media should be individually tested for your application. Further details on request.

[Link to Product](#)**Illustration**

MQ12 male 0° / MQ12 female 90° A-cod. LED



Product may differ from Image

|  |                            |
|--|----------------------------|
| Cable length                             | 2 m                        |
| Side 1                                   |                            |
| Family construction form                 | MQ12                       |
| Degree of protection (EN IEC 60529)      | IP65, IP67                 |
| Side 2                                   |                            |
| Family construction form                 | MQ12                       |
| Degree of protection (EN IEC 60529)      | IP65, IP67                 |
| Commercial data                          |                            |
| ECLASS-6.0                               | 27279218                   |
| ECLASS-7.0                               | 27279218                   |
| ECLASS-8.0                               | 27279218                   |
| ECLASS-9.0                               | 27060311                   |
| ECLASS-10.1                              | 27060311                   |
| ECLASS-11.1                              | 27060311                   |
| ECLASS-12.0                              | 27060311                   |
| ETIM-5.0                                 | EC001855                   |
| customs tariff number                    | 85444290                   |
| GTIN                                     | 4048879105538              |
| Packaging unit                           | 1                          |
| Electrical data   Supply                 |                            |
| Operating voltage DC                     | 24 V                       |
| Operating voltage DC min.                | 18 V                       |
| Operating voltage DC max.                | 30 V                       |
| Current operating per contact max.       | 4 A                        |
| Device protection   Electrical           |                            |
| Additional condition protection degree   | inserted, screwed          |
| Rated surge voltage                      | 0,8 kV                     |
| Mechanical data   Mounting data          |                            |
| Mounting method                          | inserted, screwed          |
| Looking techniques                       | bayonet-locking            |
| Environmental characteristics   Climatic |                            |
| Operating temperature min.               | -25 °C                     |
| Operating temperature max.               | 85 °C                      |
| Additional condition temperature range   | depending on cable quality |
| Important installation notes             |                            |

Note on strain relief

Protect the connectors by suitable measures from mechanical loads, e.g. by the usage of cable ties.

Note on bending radius

**Attention:** Observe the permissible bending radii when laying cables, as the IP protection class can be endangered by excessive bending forces.

| Installation   Cable                              |  |
|---|--|
| Cable identification                              | 614  |
| Cable Type  | 1  |
| Jacket Color                                      | black  |
| Type of Certificate                               | cURus  |
| Amount stranding                                  | 1  |
| Stranding   | 4 wires twisted                                      |
| wire arrangement                                  | brown, black, blue, white                            |
| Cable weight                                      | 40,7 g/m   |
| Material jacket                                   | PVC  |
| Shore hardness jacket                             | 85 ± 5 Shore A                                       |
| Freedom from ingredients (jacket)                 | lead-free, cadmium-free, CFC-free, silicone-free     |
| Outer-diameter (jacket)                           | 5 mm   |
| Tolerance outer diameter (sheath)                 | ± 5 %  |
| Material wire insulation                          | PVC  |
| Amount wires                                      | 4  |
| Outer diameter insulation                         | 1,25 mm  |
| Outer diameter tolerance core insulation          | ± 5 %  |
| Shore hardness wire insulation                    | 45 ± 5 Shore D                                       |
| Material properties wire insulation               | good machinability                                   |
| Ingredient freeness wire insulation               | lead-free, cadmium-free, CFC-free, silicone-free     |
| Amount strands (wire)                             | 19   |
| Diameter of single wires                          | 0,15 mm  |
| Conductor crosssection (wire)                     | 0,34 mm <sup>2</sup>                                 |
| Material conductor wire                           | Stranded copper wire, bare                           |
| Conductor type (wire)                             | Strand class 5                                       |
| Nominal voltage AC max.                           | 300 V  |
| Current load capacity (standard)                  | to DIN VDE 0298-4                                    |
| Current load capacity min. wire                   | 4,8 A  |
| Electrical resistance line constant wire          | 57 Ω/km @ 20 °C                                      |
| AC withstand voltage (wire - wire)                | 2 kV @ 60 s  |
| Power frequency withstand voltage (wire - jacket) | 2 kV @ 60 s  |
| Min. operating temperature (static)               | -30 °C   |
| Max. operating temperature (fixed)                | 80 °C  |
| Operating temperature min. (dynamic)              | -5 °C  |
| Operating temperature max. (dynamic)              | 80 °C  |
| UV resistance                                     | DIN EN ISO 4892-2 A                                  |
| Flame resistance                                  | IEC 60332-2-2   UL 1581 § 1090   UL 1581 § 1100 FT2  |
| chemical resistance                               | Good, application-related testing                    |
| Gasoline resistance                               | Good, application-related testing                    |
| Oil resistance                                    | DIN EN 60811-404   Good, application-related testing |
| Bending radius (fixed)                            | 5 x Outer diameter                                   |
| Bending radius (dynamic)                          | 10 x Outer diameter                                  |