

M12 Steel male 90° / M12 female 0° A-cod.

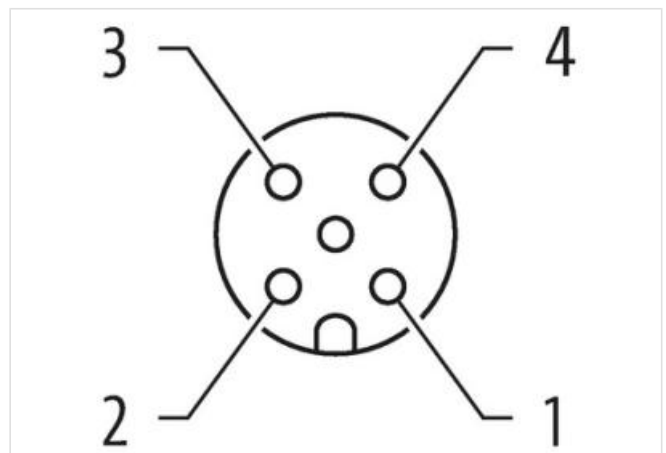

TPE-S 4x0.34 gy 0.15m

F&B-Steel

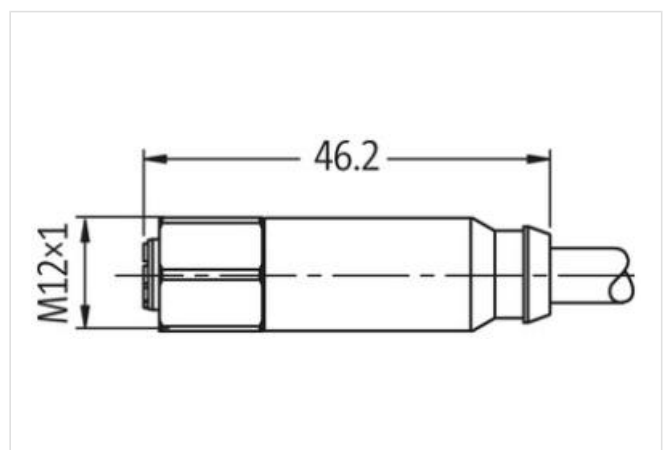
Male 90° – female straight

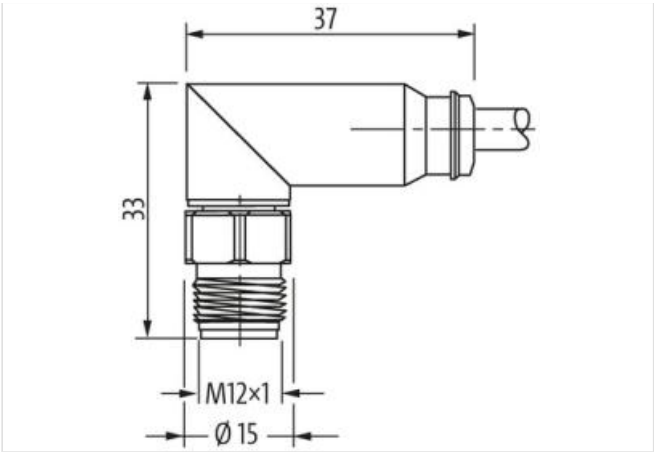
M12 – M12, 4-pole

Further cable lengths on request.

[Link to Product](#)**Illustration**

| | | |
|---|----|---|
| 1 | BN | 1 |
| 2 | WH | 2 |
| 3 | BU | 3 |
| 4 | BK | 4 |





Product may differ from Image

| | |
|--|---------------------------------------|
| Cable length | 0,15 m |
| Side 1 | |
| Tightening torque | 0,6 Nm |
| Family construction form | M12 |
| Thread | M12 x 1 |
| Degree of protection (EN IEC 60529) | IP68, IP69K |
| Side 2 | |
| Tightening torque | 0,6 Nm |
| Thread | M12 x 1 |
| Commercial data | |
| ECLASS-6.0 | 27279218 |
| ECLASS-7.0 | 27279218 |
| ECLASS-8.0 | 27279218 |
| ECLASS-9.0 | 27060311 |
| ECLASS-10.1 | 27060311 |
| ECLASS-11.1 | 27060311 |
| ECLASS-12.0 | 27060311 |
| ETIM-5.0 | EC001855 |
| customs tariff number | 85444290 |
| GTIN | 4048879787093 |
| Packaging unit | 1 |
| Electrical data Supply | |
| Operating voltage AC max. | 32 V |
| Operating voltage DC max. | 32 V |
| Current operating per contact max. | 4 A |
| Device protection Electrical | |
| Additional condition protection degree | inserted, screwed |
| Mechanical data Material data | |
| Locking material | Stainless steel 1.4404 (V4A) |
| Mechanical data Mounting data | |
| Mounting method | inserted, screwed, Shaking protection |
| Environmental characteristics Climatic | |
| Operating temperature min. | -40 °C |
| Operating temperature max. | 85 °C |
| Additional condition temperature range | depending on cable quality |

Important installation notes

| | |
|------------------------|---|
| Note on strain relief | Protect the connectors by suitable measures from mechanical loads, e.g. by the usage of cable ties. |
| Note on bending radius | Attention: Observe the permissible bending radii when laying cables, as the IP protection class can be endangered by excessive bending forces. |

Installation | Cable

| | |
|---|--|
| wire arrangement | brown, white, blue, black |
| Cable identification | 336 |
| Jacket Color | gray |
| Amount stranding | 1 |
| Stranding | 4 wires twisted |
| wire arrangement | brown, white, blue, black |
| Cable weight | 43,01 g/m |
| Material jacket | TPE-S |
| Shore hardness jacket | 80 ± 5 Shore A |
| Outer-diameter (jacket) | 5,2 mm |
| Tolerance outer diameter (sheath) | ± 5 % |
| Material wire insulation | TPE-S |
| Amount wires | 4 |
| Outer diameter insulation | 1,5 mm |
| Outer diameter tolerance core insulation | ± 5 % |
| Shore hardness wire insulation | 90 ± 5 Shore A |
| Ingredient freeness wire insulation | lead-free, cadmium-free, CFC-free, halogen-free |
| Amount strands (wire) | 180 |
| Diameter of single wires | 0,05 mm |
| Conductor crosssection (wire) | 0,34 mm ² |
| Material conductor wire | Stranded copper wire, bare |
| Conductor type (wire) | strand class 6 |
| Current load capacity (standard) | to DIN VDE 0298-4 |
| Current load capacity min. wire | 4,8 A |
| Electrical resistance line constant wire | 57 Ω/km @ 20 °C |
| AC withstand voltage (wire - wire) | 2,5 kV @ 60 s |
| Power frequency withstand voltage (wire - jacket) | 2,5 kV @ 60 s |
| Min. operating temperature (static) | -50 °C |
| Max. operating temperature (fixed) | 125 °C |
| Operating temperature min. (dynamic) | -30 °C |
| Operating temperature max. (dynamic) | 105 °C |
| Flame resistance | UL 1581 § 1100 FT2 UL 1581 § 1090 IEC 60332-2-2 |
| chemical resistance | Good, application-related testing |
| Gasoline resistance | Good, application-related testing |
| Oil resistance | DIN EN 60811-404 Good, application-related testing |
| Bending radius (fixed) | 10 x Outer diameter |
| Bending radius (dynamic) | 15 x Outer diameter |