

Adaptor M12 male / M8 female A-cod. Lite

3-pol.

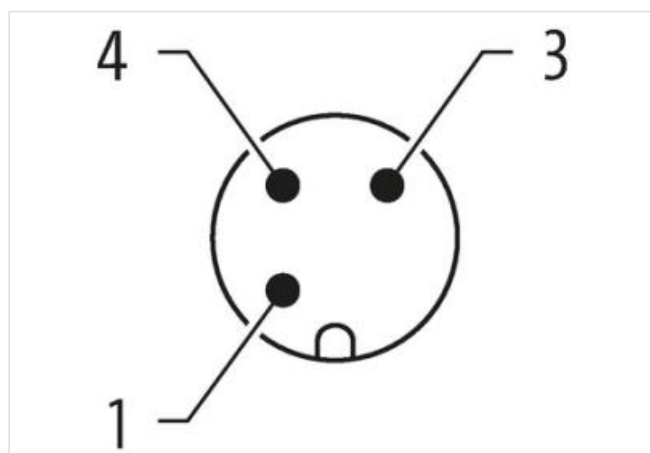
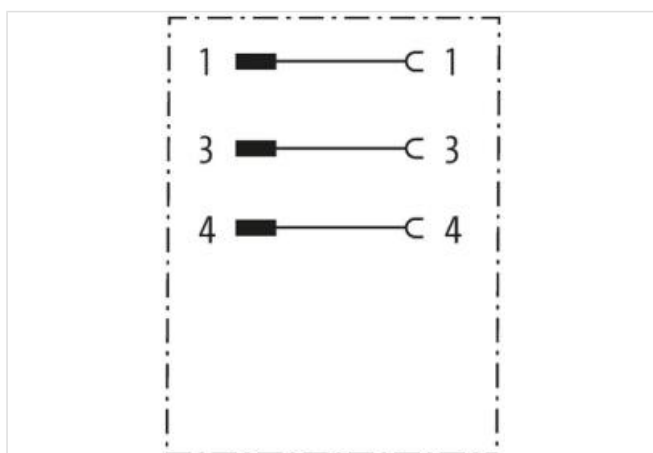
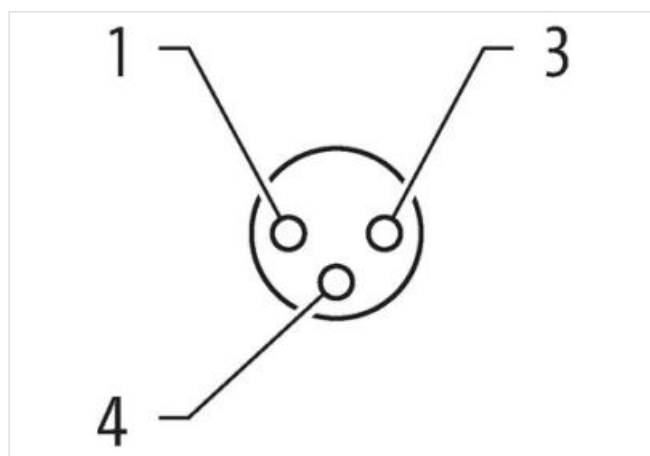
Adapter

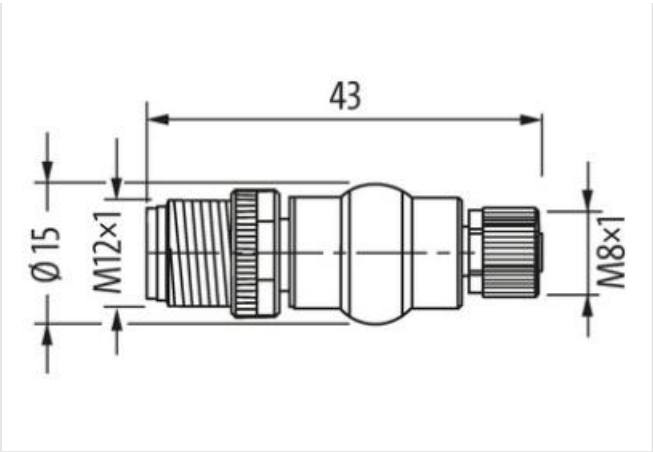
Male - female

M12 – M8, 3-pole

for M12 distribution box, 3-pole

7005 - plastic hexagonal screw (M12/M8 Lite)

[Link to Product](#)**Illustration**



Product may differ from Image



Side 1

| | |
|--------------------------|---------|
| Tightening torque | 0,6 Nm |
| Family construction form | M12 |
| Thread | M12 x 1 |
| Width across flats | SW13 |

Side 2

| | |
|--------------------------|--------|
| Tightening torque | 0,4 Nm |
| Family construction form | M8 |
| Thread | M8 x 1 |
| Width across flats | SW9 |

Commercial data

| | |
|-----------------------|---------------|
| ECLASS-6.0 | 27279218 |
| ECLASS-6.1 | 27260702 |
| ECLASS-7.0 | 27440102 |
| ECLASS-8.0 | 27440102 |
| ECLASS-9.0 | 27440106 |
| ECLASS-10.1 | 27440102 |
| ECLASS-11.1 | 27440102 |
| ECLASS-12.0 | 27440106 |
| ETIM-5.0 | EC001855 |
| customs tariff number | 85366990 |
| GTIN | 4048879461887 |
| Packaging unit | 1 |

Electrical data | Supply

| | |
|---------------------------------------|------|
| Operating voltage AC max. | 50 V |
| Operating voltage DC max. | 60 V |
| Operating voltage AC max. (UL-listed) | 30 V |
| Operating voltage DC max. (UL-listed) | 30 V |
| Current operating per contact max. | 4 A |

Installation | Connection

| | |
|--------------------------|-----|
| Family construction form | M12 |
|--------------------------|-----|

Installation | Pin assignment

| | |
|---|---|
| Coding | A |
| No. of poles | 3 |
| Device protection Electrical | |
| Degree of protection (EN IEC 60529) | IP67 |
| Additional condition protection degree | screwed, mounted |
| Pollution Degree | 3 |
| Rated insulation voltage | 800 V |
| Rated surge voltage | 1,5 kV |
| Material group (IEC 60664-1) | I |
| Mechanical data | |
| Contour for corrugated hose | without |
| Mechanical data Material data | |
| Material housing | PUR |
| Locking material | PA |
| Mechanical data Mounting data | |
| Mounting method | Schraubgewinde |
| Environmental characteristics Climatic | |
| Operating temperature min. | -25 °C |
| Operating temperature max. | 85 °C |
| Important installation notes | |
| Note on strain relief | Protect the connectors by suitable measures from mechanical loads, e.g. by the usage of cable ties. |
| Note on bending radius | Attention: Observe the permissible bending radii when laying cables, as the IP protection class can be endangered by excessive bending forces. |
| Conformity | |
| Product standard | DIN EN 61076-2-101 (M12), DIN EN 61076-2-114 (M8) |