

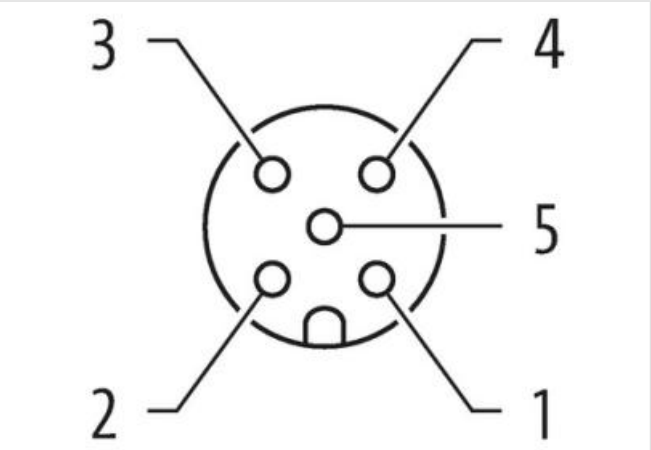
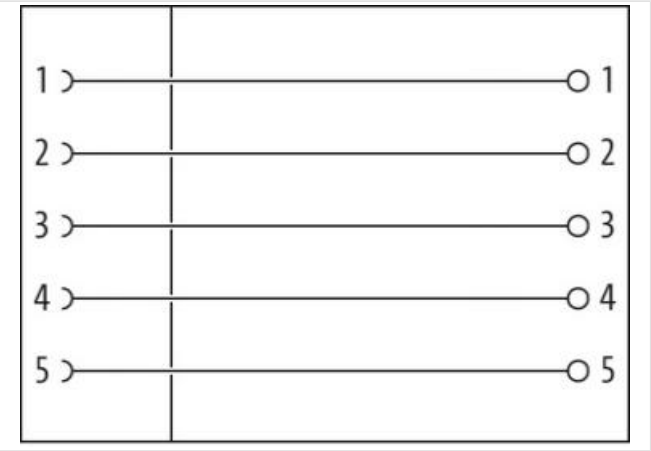
M12 female 0° A-cod. screw terminal V4A

5-pol., max. 0,75mm², 6 - 8mm

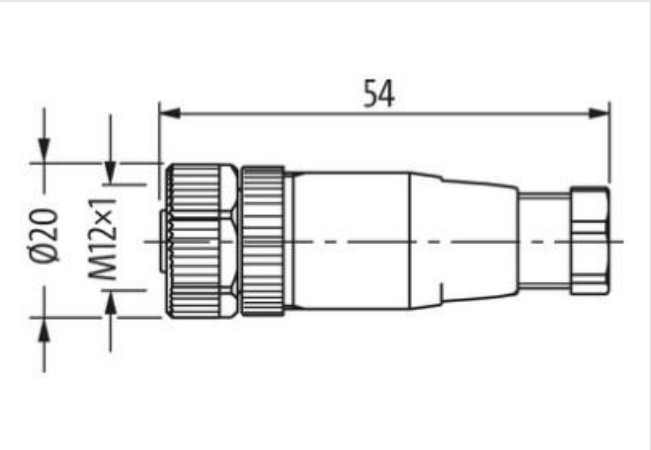
Female straight
M12, 5-pole
Sealing range (cable Ø): 6...8 mm
Stainless steel 1.4404 (V4A)
Plastic housings with good resistance against chemicals and oils.
The resistance to aggressive media should be individually tested for your application. Further details on request.

Link to Product

Illustration



Product may differ from Image



Side 1

Family construction form	M12
Degree of protection (EN IEC 60529)	IP67

Commercial data

ECLASS-6.0	27279221
------------	----------

ECLASS-7.0	27440104
ECLASS-8.0	27440104
ECLASS-9.0	27440102
ECLASS-10.1	27440102
ECLASS-11.1	27440102
ECLASS-12.0	27440116
ETIM-5.0	EC002635
customs tariff number	85366990
GTIN	4048879110938
Packaging unit	1

Electrical data | Supply

Operating voltage DC max.	60 V
Current operating per contact max.	4 A
Current operating per contact max. (URc.)	3 A

Installation

Connection cross section max.	0,75 mm ²
-------------------------------	----------------------

Installation | Connection

Tightening torque	0,6 Nm
Mounting set	M12 x 1
Width across flats	SW18

Device protection | Electrical

Additional condition protection degree	inserted, screwed
Pollution Degree	3
Rated surge voltage	0,8 kV
Overvoltage category (EN 60664-1)	III
Overvoltage category (EN 60950-1)	II

Mechanical data | Material data

Material housing	PA
Locking material	Stainless steel 1.4404 (V4A)

Mechanical data | Mounting data

Mounting method	inserted, screwed, Shaking protection
Clamping range min.	6 mm
Clamping range max.	8 mm
Height	54 mm
Width	20 mm
Depth	20 mm

Environmental characteristics | Climatic

Operating temperature min.	-40 °C
Operating temperature max.	85 °C

Important installation notes

Note on strain relief	Protect the connectors by suitable measures from mechanical loads, e.g. by the usage of cable ties.
Note on bending radius	Attention: Observe the permissible bending radii when laying cables, as the IP protection class can be endangered by excessive bending forces.