

**MQ15-X-Power male 0°/MQ15-X-Power fem. 0° shielded**

PUR 4x2,5+2x1,5 shielded or UL/CSA+drag chain 20m

Male straight – female straight

MQ15, 6-pole

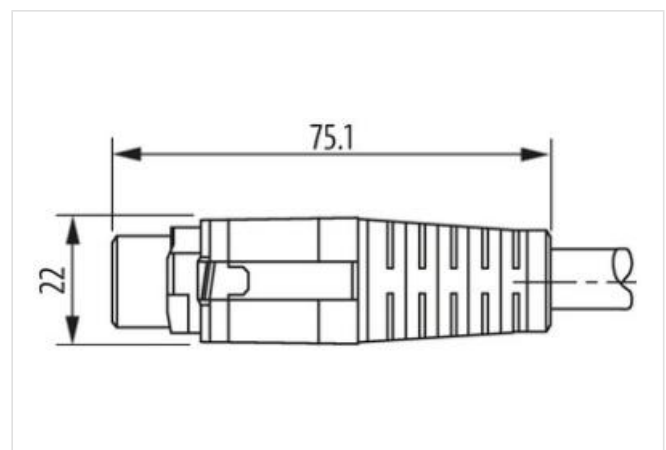
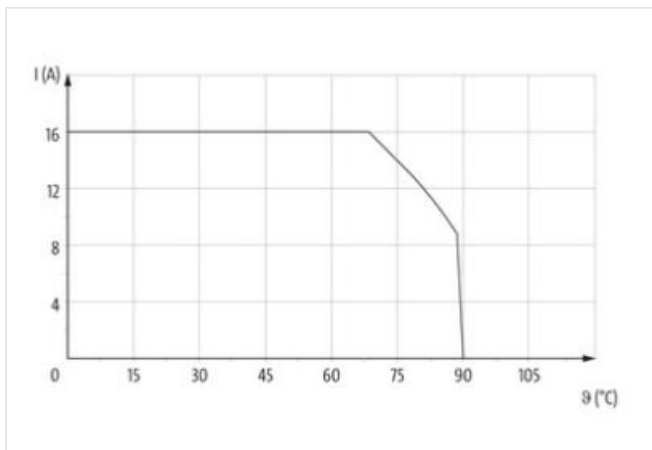
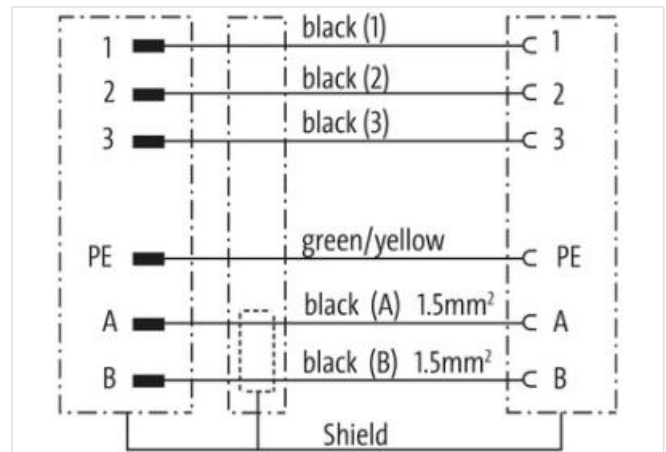

shielded

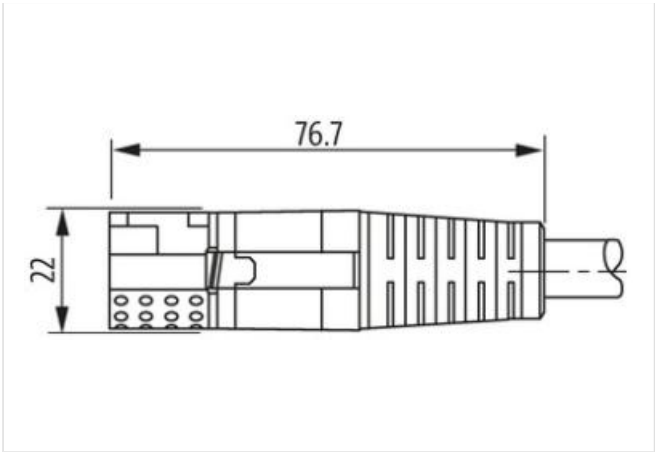
without cable sleeves

Plastic housings with good resistance against chemicals and oils.

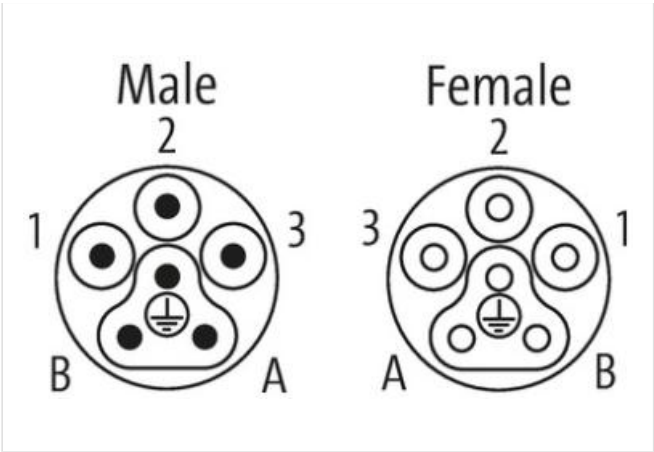
The resistance to aggressive media should be individually tested for your application. Further details on request.

Further cable lengths on request.

[Link to Product](#)**Illustration**



Product may differ from Image



Cable length	20 m
Side 1	
Mounting method	inserted, screwed
Coating contact	silver-plated
Family construction form	MQ15
Material contact	Copper alloy
No. of poles	6
Side 2	
Mounting method	inserted, screwed
Coating contact	silver-plated
Family construction form	MQ15
Material contact	Copper alloy
No. of poles	6
Commercial data	
ECLASS-6.0	27279221
ECLASS-7.0	27440104
ECLASS-8.0	27440104
ECLASS-9.0	27440102
ECLASS-10.1	27060311
ECLASS-11.1	27060311
ECLASS-12.0	27060327
ETIM-5.0	EC001576
customs tariff number	85444290
GTIN	4048879710350
Packaging unit	1
Electrical data   Supply	
Operating voltage AC per power contact max.	600 V
Operating voltage AC per signal contact max.	63 V
Operating voltage DC per signal contact max.	63 V
Operating current per power contact max.	16 A
Operating current per signal contact max.	10 A
Diagnostics	

Status indication LED no

#### Installation | Connection

Mating cycles min. 500

#### Installation | Pin assignment

Configuration fully used

#### Device protection | Electrical

Degree of protection (EN IEC 60529) IP67  
 Additional condition protection degree inserted, screwed  
 Pollution Degree 3  
 Rated surge voltage 4 kV  
 Material group (IEC 60664-1) I

#### Mechanical data | Material data

Combustibility class housing (UL94) HB  
 Material housing Plastic  
 Material contact carrier PA

#### Mechanical data | Mounting data

Looking techniques bayonet-locking

#### Environmental characteristics | Climatic

Operating temperature min. -25 °C  
 Operating temperature max. 80 °C  
 Additional condition temperature range depending on cable quality

#### Installation | Cable

Cable identification P11  
 Jacket Color orange  
 Cable shielding (type) copper braiding, bare  
 Cable shielding (coverage) 80 %  
 wire arrangement (black 1, black 2, black 3), (green-yellow, white, black)  
 Material jacket PUR  
 Outer-diameter (jacket) 12,8 mm  
 Tolerance outer diameter (sheath)  $\pm 5\%$   
 Material wire insulation TPE  
 Amount wires 4  
 Conductor crosssection (wire) 2,5 mm<sup>2</sup>  
 Material conductor wire Stranded copper wire, bare  
 Conductor type (wire) Strand class 5  
 Material wire insulation (Data) TPE  
 Amount wires (Data) 2  
 Conductor crosssection wire (Data) 1,5 mm<sup>2</sup>  
 Material conductor wire (Data) Stranded copper wire, bare  
 Wire conductor type (Data) Strand class 5  
 Nominal voltage AC max. 1000 V  
 Electrical resistance line constant wire 8,5  $\Omega$ /km @ 20 °C  
 Electrical resistance coating wire (Data) 14  $\Omega$ /km @ 20 °C  
 AC withstand voltage (wire - wire) 4 kV  
 Power frequency withstand voltage (wire - jacket) 4 kV  
 Min. operating temperature (static) -25 °C  
 Max. operating temperature (fixed) 80 °C  
 Operating temperature min. (dynamic) -20 °C  
 Operating temperature max. (dynamic) 80 °C  
 Flame resistance UL 1581 § 1090 | UL 1581 § 1100 FT2 | IEC 60332-2-2

chemical resistance	Good, application-related testing
Gasoline resistance	Good, application-related testing
Oil resistance	DIN EN 60811-404   Good, application-related testing
Bending radius (fixed)	5 x Outer diameter
Bending radius (dynamic)	10 x Outer diameter
Travel speed (C-track)	5 Mio.
Torsion stress	± 15 °/m