

**M12 Power female recept. T-cod. front**

PVC-wires 4x1.5 1m

Flange female

M12, 4-pole

T-coded

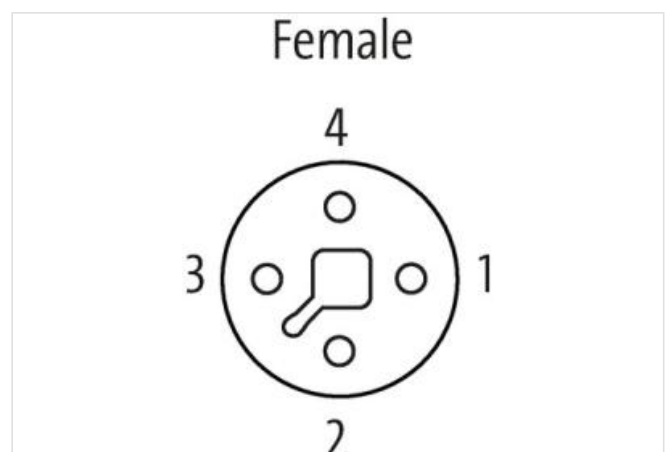
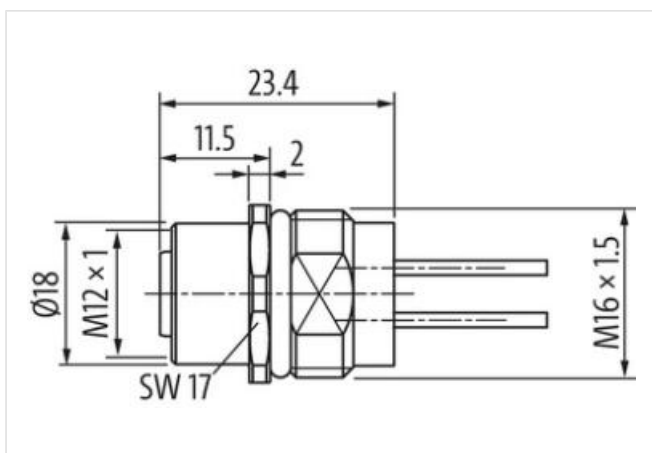
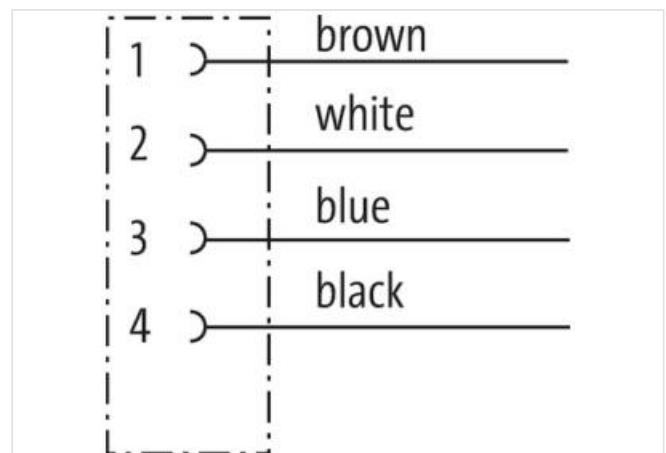
## Front mounting

with multi-strand wire

The resistance to aggressive media should be individually tested for your application. Further details on request.  
Further cable lengths on request.

**Link to Product**

### Illustration



Product may differ from Image

Cable length	1 m
--------------	-----

## Side 1

Tightening torque	0,6 Nm
Coating contact	gold plated
Family construction form	M12P
Thread	M12 x 1
Coding	T

The information in this Product-PDF has been compiled with the utmost care.

The information in this Product-PDF has been compiled with the utmost care.  
Liability for the correctness completeness and topicality of the information is restricted to gross negligence. Version: 2024-05-07

Material contact Copper alloy

Commercial data	
ECLASS-6.0	27279220
ECLASS-6.1	27279220
ECLASS-7.0	27440103
ECLASS-8.0	27440103
ECLASS-9.0	27440103
ECLASS-10.1	27440103
ECLASS-11.1	27440103
ECLASS-12.0	27440103
ETIM-5.0	EC002635
customs tariff number	85444290
GTIN	4048879654371
Packaging unit	1
Electrical data   Supply	
Operating voltage AC max.	63 V
Operating voltage DC max.	63 V
Current operating per contact max.	12 A
Installation   Connection	
Mounting set	M16 x 1.5
Width across flats	SW17
Mating cycles min.	100
Device protection   Electrical	
Degree of protection (EN IEC 60529)	IP68
Additional condition protection degree	inserted, screwed
Pollution Degree	3
Rated surge voltage	1,5 kV
Material group (IEC 60664-1)	II
Mechanical data   Material data	
Material contact carrier	PA
Mechanical data   Mounting data	
Mounting method	inserted, screwed
Environmental characteristics   Climatic	
Operating temperature min.	-40 °C
Operating temperature max.	85 °C
Additional condition temperature range	depending on cable quality
Important installation notes	
Note on strain relief	Protect the connectors by suitable measures from mechanical loads, e.g. by the usage of cable ties.
Note on bending radius	<b>Attention:</b> Observe the permissible bending radii when laying cables, as the IP protection class can be endangered by excessive bending forces.
Resistances   Cable	
Cable identification	941
wire arrangement	brown, white, blue, black
Material wire insulation	PVC
Amount wires	4
Conductor crosssection (wire)	1,5 mm <sup>2</sup>
Min. operating temperature (static)	-40 °C
Max. operating temperature (fixed)	85 °C
Flame resistance	UL 1581 § 1090   UL 1581 § 1100 FT2   IEC 60332-2-2
chemical resistance	Good, application-related testing
Gasoline resistance	Good, application-related testing

Oil resistance

DIN EN 60811-404 | Good, application-related testing