

M12 Power male recept. T-cod. front

PUR-wires 4x1.5 0.2m

Power

Flange male

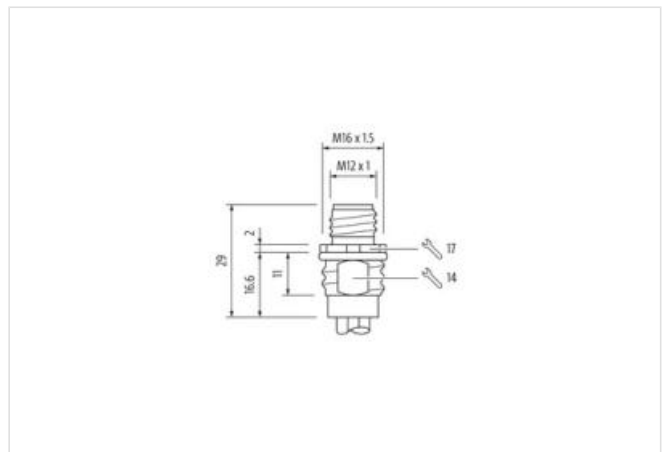
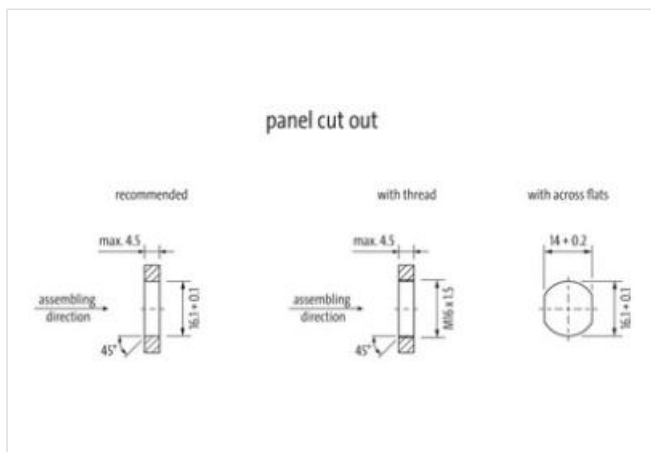
M12, 4-pole

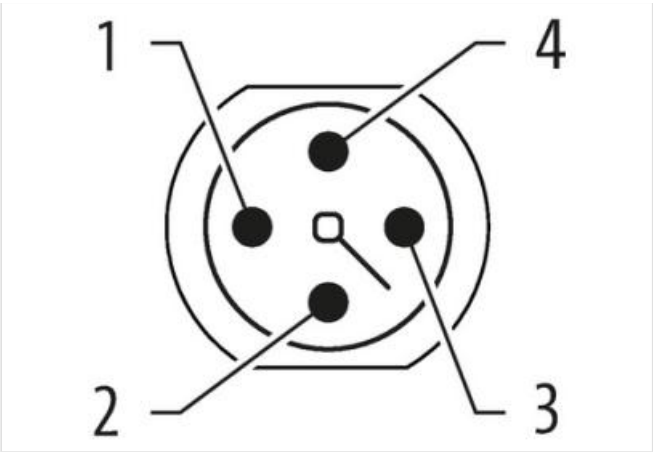
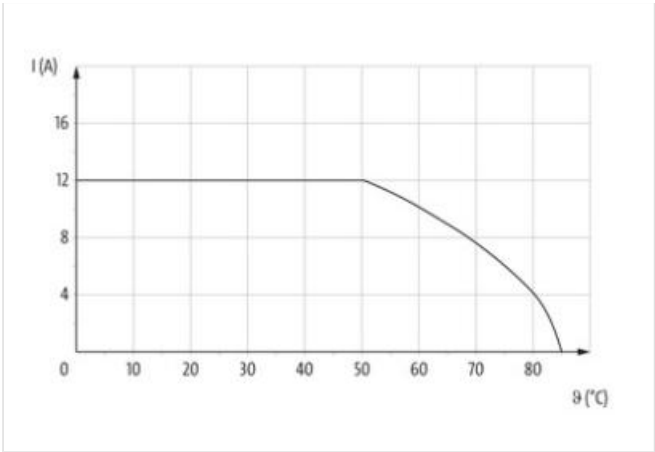
T-coded

Front mounting

with multi-strand wire

The resistance to aggressive media should be individually tested for your application. Further details on request.
Further cable lengths on request.

[Link to Product](#)**Illustration**



Product may differ from Image



Cable length	0,2 m
Side 1	
Tightening torque	0,6 Nm
Family construction form	M12P
Thread	M12 x 1
Coding	T
No. of poles	4
Degree of protection (EN IEC 60529)	IP65, IP67
Commercial data	
ECLASS-6.0	27279220
ECLASS-6.1	27279220
ECLASS-7.0	27440103
ECLASS-8.0	27440103
ECLASS-9.0	27440103
ECLASS-10.1	27440103
ECLASS-11.1	27440103
ECLASS-12.0	27440103
ETIM-5.0	EC002061
customs tariff number	85444290
GTIN	4048879907194
Packaging unit	1
Electrical data Supply	
Operating voltage DC max.	63 V
Current operating per contact max.	12 A
Installation Connection	
Mounting set	M16 x 1.5
Width across flats	SW17
Device protection Electrical	
Protection NEMA	3, 4, 6P
Additional condition protection degree	screwed, mounted
Pollution Degree	3
Rated surge voltage	1,5 kV

Material group (IEC 60664-1)

I

Mechanical data | Material data

Coating locking nickel plated

Locking material Brass

Mechanical data | Mounting data

Mounting method inserted, screwed

Environmental characteristics | Climatic

Operating temperature min. -25 °C

Operating temperature max. 85 °C

Additional condition temperature range depending on cable quality

Important installation notes

Note on strain relief Protect the connectors by suitable measures from mechanical loads, e.g. by the usage of cable ties.

Note on bending radius **Attention:** Observe the permissible bending radii when laying cables, as the IP protection class can be endangered by excessive bending forces.**Approvals**

UL 50E yes

Resistances | Cable

Cable identification 944

wire arrangement brown, black, blue, white

Material wire insulation PUR

Amount wires 4

Outer diameter insulation 2,4 mm

Outer diameter tolerance core insulation $\pm 5 \%$

Amount strands (wire) 30

Diameter of single wires 0,25 mm

Conductor crosssection (wire) 1,5 mm²

Material conductor wire copper stranded wire, tinned

Conductor type (wire) Strand class 5

Min. operating temperature (static) -40 °C

Max. operating temperature (fixed) 90 °C

Operating temperature min. (dynamic) -25 °C

Operating temperature max. (dynamic) 90 °C

Flame resistance UL 1581 § 1100 FT2 | IEC 60332-2-2 | UL 1581 § 1090

chemical resistance Good, application-related testing

Gasoline resistance Good, application-related testing

Oil resistance Good, application-related testing | DIN EN 60811-404