

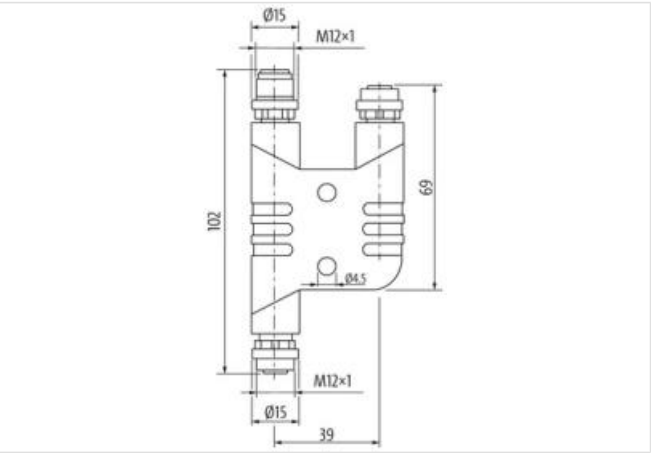
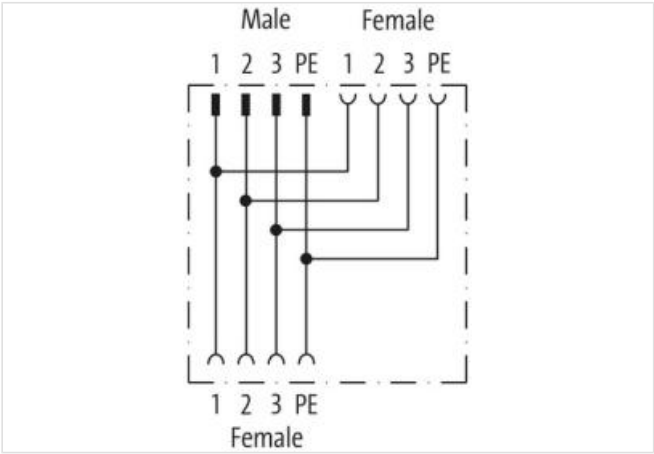
h-Coupler M12 Power male S-cod. / 2x female S-cod.

4-pol.

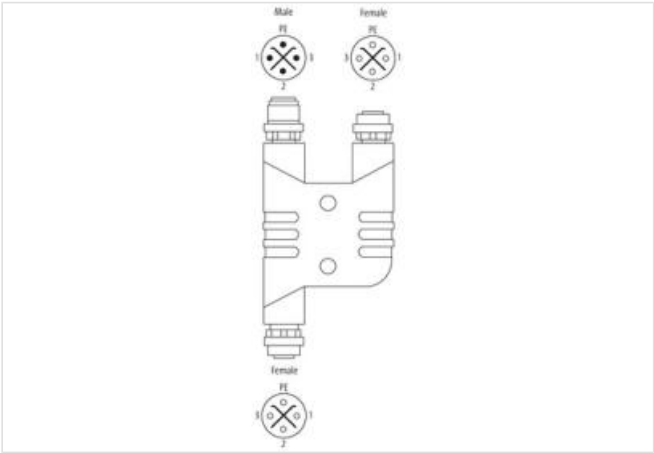
Power
h coupler M12 male S-coded/ 2x M12 female S-coded
4-pole
Plastic housings with good resistance against chemicals and oils.
The resistance to aggressive media should be individually tested for your application. Further details on request.

Link to Product

Illustration



Product may differ from Image



Side 1	
Coating contact	gold plated
Family construction form	M12P
Coding	S
Material contact	Brass
No. of poles	4

Degree of protection (EN IEC 60529) IP65, IP67, IP68

Side 2

Coating contact	gold plated
Family construction form	M12P
Coding	S
Material contact	Brass
No. of poles	4
Degree of protection (EN IEC 60529)	IP65, IP67, IP68

Side 3

Coating contact	gold plated
Family construction form	M12P
Coding	S
Material contact	Brass
No. of poles	4
Degree of protection (EN IEC 60529)	IP65, IP67, IP68

Commercial data

ECLASS-6.0	27279220
ECLASS-7.0	27440103
ECLASS-8.0	27440103
ECLASS-9.0	27440103
ECLASS-10.1	27440106
ECLASS-11.1	27440106
ECLASS-12.0	27440106
ETIM-5.0	EC002061
customs tariff number	85366990
GTIN	4048879840101
Packaging unit	1

Electrical data | Supply

Operating voltage AC max.	630 V
Operating voltage AC max. (UL-listed)	600 V
Current operating per contact max.	12 A

Diagnostics

Status indication LED	no
-----------------------	----

Installation | Connection

Tightening torque	0,6 Nm
Mounting set	M12 x 1

Device protection | Electrical

Pollution Degree	2
------------------	---

Mechanical data | Material data

Material contact carrier	PA
--------------------------	----

Mechanical data | Mounting data

Mounting method	inserted, screwed, Shaking protection
-----------------	---------------------------------------

Environmental characteristics | Climatic

Operating temperature min.	-30 °C
Operating temperature max.	90 °C

Important installation notes

Note on strain relief	Protect the connectors by suitable measures from mechanical loads, e.g. by the usage of cable ties.
Note on bending radius	Attention: Observe the permissible bending radii when laying cables, as the IP protection class can be endangered by excessive bending forces.

Conformity

Product standard

IEC 61076-2-111