

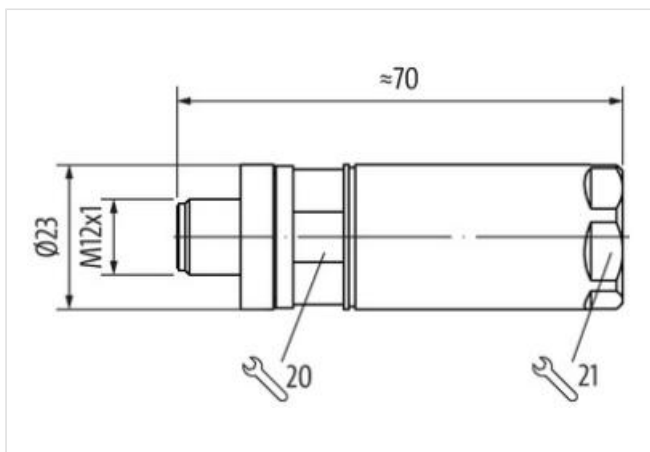
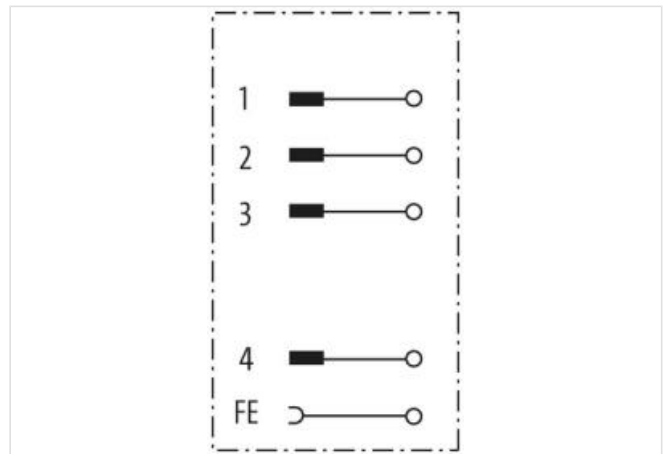
M12 Power male 0° L-cod. Push-Lock5-pol., 1,5 - 2,5mm², 8 - 13mm

Male straight
M12, 5-pole
L-coded
Push-Lock spring clamp connection
Field-wireable

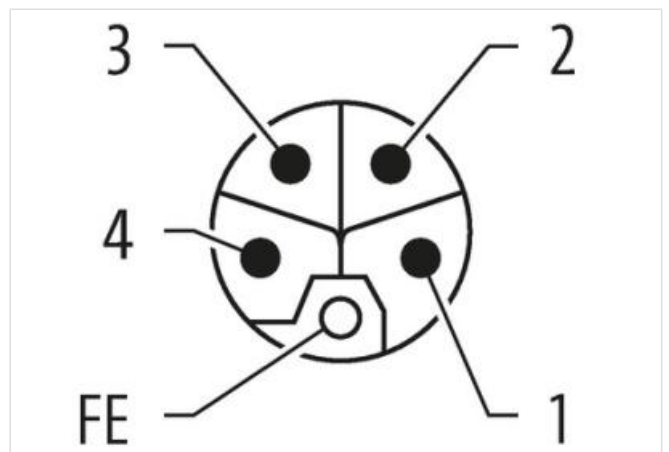
Sealing range (cable Ø)

9...13 mm

The resistance to aggressive media should be individually tested for your application. Further details on request.

[Link to Product](#)**Illustration**

Product may differ from Image

**Side 1**

Family construction form

M12P

Coding

L

Commercial data

ECLASS-6.0	27279221
ECLASS-6.1	27260702
ECLASS-7.0	27440102
ECLASS-8.0	27440102
ECLASS-9.0	27440116
ECLASS-10.1	27440102
ECLASS-11.1	27440102
ECLASS-12.0	27440116
ETIM-5.0	EC002635
customs tariff number	85366990
GTIN	4065909028643
Packaging unit	1

Electrical data | Supply

Operating voltage DC max.	63 V
Current operating per contact max.	16 A

Installation

Cross section connection with wire end ferrule min.	0,75 mm²
Cross section connection with wire end ferrule max.	2,5 mm²
Cross section connection without wire end ferrule min.	1,5 mm²
Cross section connection without wire end ferrule max.	2,5 mm²
Cross section connection with wire end ferrule AWG min.	18 AWG
Cross section connection with wire end ferrule AWG max.	14 AWG
Cross section connection without wire end ferrule AWG min.	16 AWG
Cross section connection without wire end ferrule AWG max.	14 AWG

Installation | Connection

Connection	Push-Lock spring clamp connection
Tightening torque	0,6 Nm
Mounting set	M12 x 1
Mating cycles min.	100

Device protection

Shielded	no
----------	----

Device protection | Electrical

Degree of protection (EN IEC 60529)	IP65
Additional condition protection degree	inserted, screwed
Pollution Degree	3
Overvoltage category (EN 60950-1)	III

Mechanical data

Contour for corrugated hose	without
-----------------------------	---------

Mechanical data | Material data

Coating housing	nickel plated
Coating contact	gold plated
Coating locking	nickel plated
Combustibility class (UL94)	V-0
Material housing	Brass

Material contact carrier	PA
Locking material	Brass
Mechanical data Mounting data	
Mounting method	inserted, screwed, Shaking protection
Clamping range min.	9 mm
Clamping range max.	13 mm
Environmental characteristics Climatic	
Operating temperature min.	-40 °C
Operating temperature max.	85 °C
Important installation notes	
Note on strain relief	Protect the connectors by suitable measures from mechanical loads, e.g. by the usage of cable ties.
Note on bending radius	Attention: Observe the permissible bending radii when laying cables, as the IP protection class can be endangered by excessive bending forces.
Conformity	
Product standard	IEC 61076-2-111