

M12 Power female 0° L-cod. / Push Pull Power AIDA

PUR 4x1.5 bk UL/CSA+drag ch. 0.3m

Male straight – female straight

M12 L-coded - PPP, 4-pole

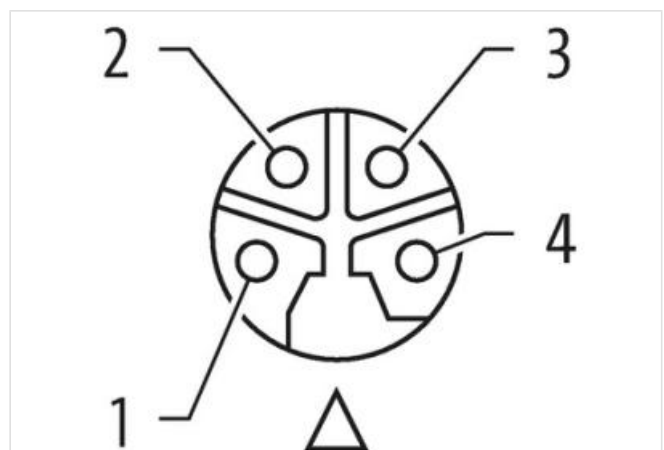
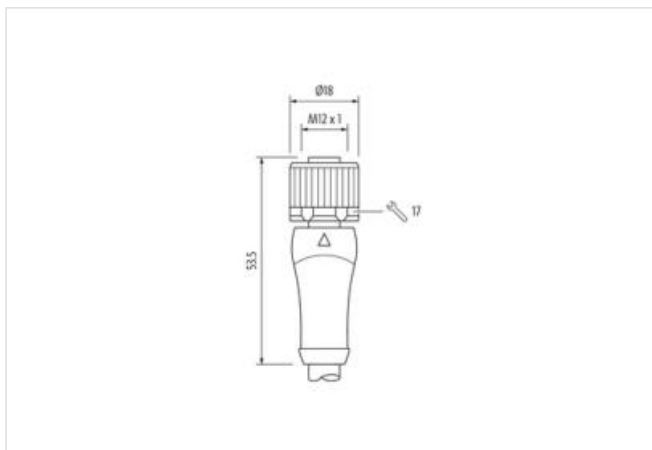
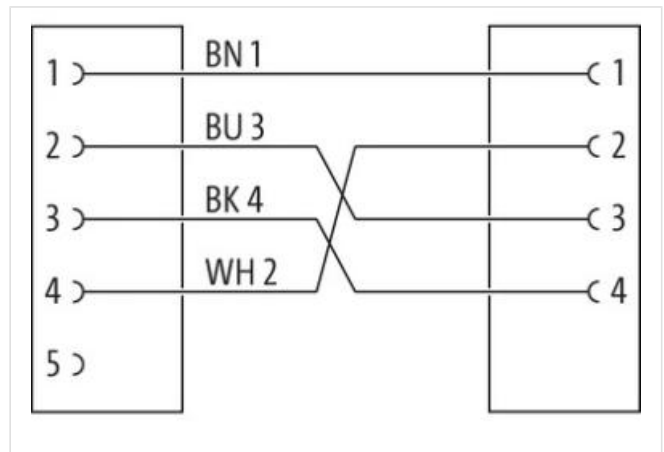

Push Pull Power

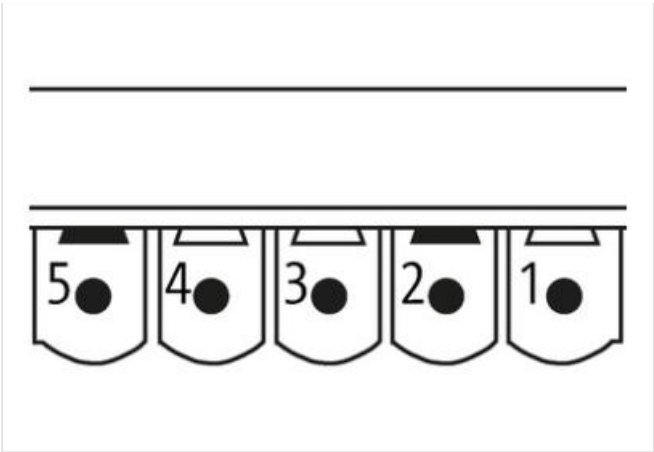
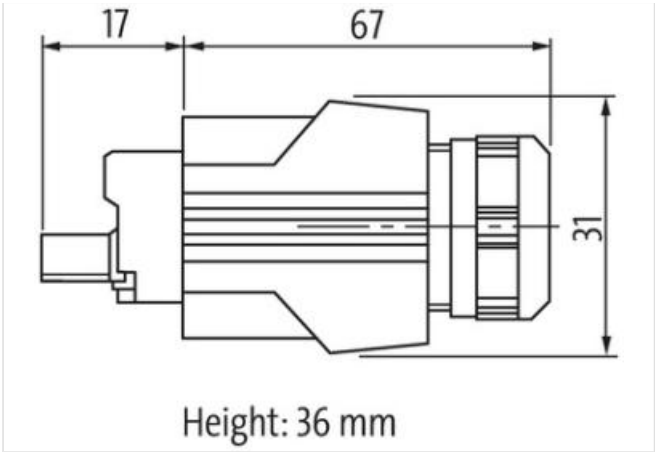
with cable sleeves

Plastic housings with good resistance against chemicals and oils.

The resistance to aggressive media should be individually tested for your application. Further details on request.

Further cable lengths on request.

[Link to Product](#)**Illustration**



Product may differ from Image



| | |
|---|-------------------|
| Cable length | 0,3 m |
| Side 1 | |
| Mounting method | inserted, screwed |
| Family construction form | M12P |
| suitable for corrugated tube (internal Ø) | 12 mm |
| Coding | L |
| No. of poles | 4 |
| Side 2 | |
| Mounting method | inserted, screwed |
| Family construction form | Push Pull Power |
| No. of poles | 4 |
| Commercial data | |
| ECLASS-6.0 | 27279218 |
| ECLASS-6.1 | 27279218 |
| ECLASS-7.0 | 27279218 |
| ECLASS-8.0 | 27279218 |
| ECLASS-9.0 | 27060327 |
| ECLASS-10.1 | 27060311 |
| ECLASS-11.1 | 27060311 |
| ECLASS-12.0 | 27060327 |
| ETIM-5.0 | EC001855 |
| customs tariff number | 85444290 |
| GTIN | 4048879860154 |
| Packaging unit | 1 |
| Electrical data Supply | |
| Operating voltage AC max. | 24 V |
| Operating voltage DC max. | 24 V |
| Current operating per contact max. | 12 A |
| Installation Connection | |
| Width across flats | SW17 |
| Device protection Electrical | |

| | |
|--|-------------------|
| Degree of protection (EN IEC 60529) | IP67 |
| Additional condition protection degree | inserted, screwed |
| Pollution Degree | 3 |
| Rated surge voltage | 1,5 kV |
| Material group (IEC 60664-1) | I |

Mechanical data | Material data

| | |
|-----------------------|------------------|
| Locking screw coating | Nickeled |
| Locking material | Zinc die-casting |

Mechanical data | Mounting data

| | |
|-----------------|-----------|
| Mounting method | Push Pull |
|-----------------|-----------|

Environmental characteristics | Climatic

| | |
|--|----------------------------|
| Operating temperature min. | -25 °C |
| Operating temperature max. | 85 °C |
| Additional condition temperature range | depending on cable quality |

Conformity

| | |
|------------------|-----------------|
| Product standard | IEC 61076-2-111 |
|------------------|-----------------|

Installation | Cable

| | |
|---|---|
| Cable identification | P07 |
| Cable Type | 3 |
| Printing color of wire insulation | black (white isolation), white (isolation blue), white (isolation brown), white (isolation black) |
| Jacket Color | black |
| Type of Certificate | cURus |
| Amount stranding | 1 |
| Stranding | 4 wires twisted |
| wire arrangement | black 4, blue 3, white 2, brown 1 |
| Traversing distance (C-track) | 5 m @ 25 °C |
| Cable weight | 114,4 g/m |
| Material jacket | PUR |
| Shore hardness jacket | 90 ± 5 Shore A |
| Freedom from ingredients (jacket) | lead-free, cadmium-free, CFC-free, halogen-free, silicone-free |
| Outer-diameter (jacket) | 7,2 mm |
| Tolerance outer diameter (sheath) | ± 5 % |
| Material wire insulation | PP |
| Amount wires | 4 |
| Outer diameter insulation | 2,3 mm |
| Outer diameter tolerance core insulation | ± 5 % |
| Shore hardness wire insulation | 60 ± 5 Shore D |
| Ingredient freeness wire insulation | lead-free, cadmium-free, CFC-free, halogen-free, silicone-free |
| Printing color of wire insulation | black (white isolation), white (isolation blue), white (isolation brown), white (isolation black) |
| Amount strands (wire) | 84 |
| Diameter of single wires | 0,15 mm |
| Conductor crosssection (wire) | 1,5 mm ² |
| Material conductor wire | Stranded copper wire, bare |
| Conductor type (wire) | strand class 6 |
| Nominal voltage AC max. | 1000 V |
| Current load capacity (standard) | to DIN VDE 0298-4 |
| Current load capacity min. wire | 14,4 A |
| Electrical resistance line constant wire | 13,3 Ω/km @ 20 °C |
| AC withstand voltage (wire - wire) | 10 kV @ 60 s |
| Power frequency withstand voltage (wire - jacket) | 10 kV @ 60 s |
| Min. operating temperature (static) | -50 °C |

| | |
|--------------------------------------|--|
| Max. operating temperature (fixed) | 80 °C / 90 °C @ 10000 h Operation |
| Operating temperature min. (dynamic) | -25 °C |
| Operating temperature max. (dynamic) | 80 °C / 90 °C @ 10000 h Operation |
| UV resistance | DIN EN ISO 4892-2 A |
| Flame resistance | UL 1581 § 1090 UL 1581 § 1100 FT2 IEC 60332-2-2 |
| chemical resistance | Good, application-related testing |
| Gasoline resistance | Good, application-related testing |
| Oil resistance | Good, application-related testing DIN EN 60811-404 |
| Bending radius (fixed) | 7,5 x Outer diameter |
| Bending radius (dynamic) | 10 x Outer diameter |
| Travel speed (C-track) | 5 Mio. @ 25 °C |
| No. of torsion cycles | 2 Mio. 25 °C |
| Torsion stress | ± 180 °/m |
| Torsion speed | 35 cycles/min |