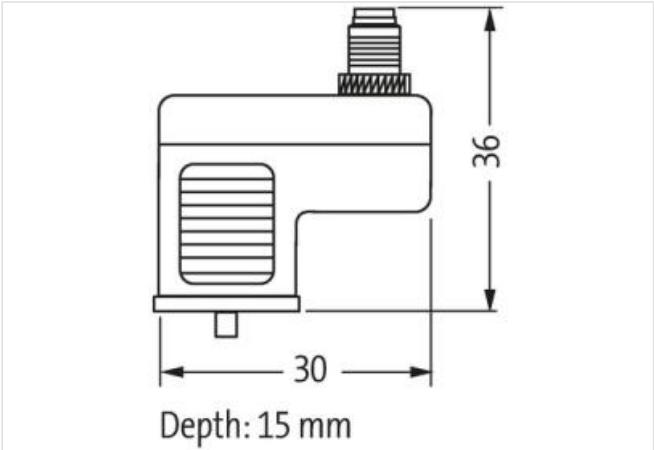
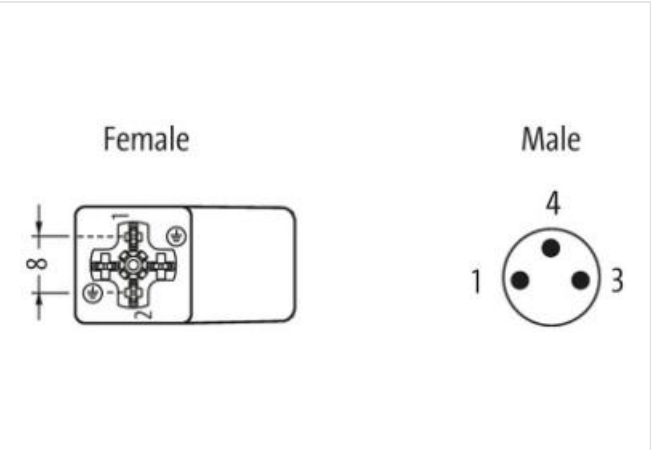
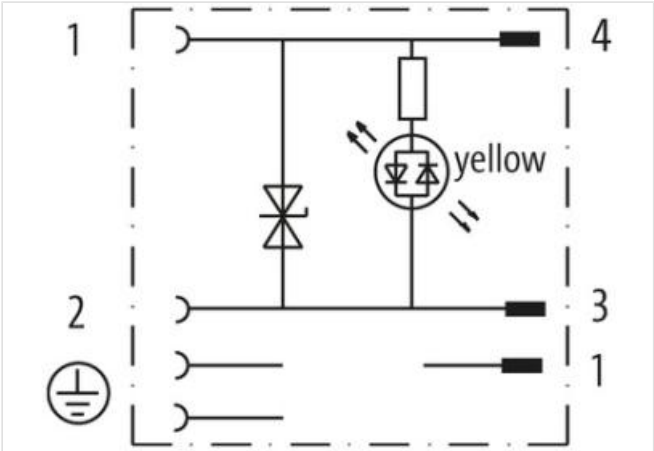


Adaptor M8 on top A-cod. / MSUD valve plug C-8mm

Adapter  
Form C (8 mm) – M8, connector top entry  
24 V AC  $\pm 20\%$  / DC  $\pm 25\%$   
LED and suppression  
3-pole  
Plastic housings with good resistance against chemicals and oils.  
The resistance to aggressive media should be individually tested for your application. Further details on request.

Link to Product

Illustration



Product may differ from Image

Commercial data	
ECLASS-6.0	27143423
ECLASS-7.0	27449001
ECLASS-8.0	27449001
ECLASS-9.0	27440321
ECLASS-10.1	27440106
ECLASS-11.1	27440106
ECLASS-12.0	27440106
ETIM-5.0	EC001855
customs tariff number	85366990

GTIN	4048879347426
------	---------------

Packaging unit	1
----------------	---

#### Electrical data | Supply

Operating voltage AC	24 V
----------------------	------

Operating voltage AC min.	19,2 V
---------------------------	--------

Operating voltage AC max.	28,8 V
---------------------------	--------

Operating voltage DC	24 V
----------------------	------

Operating voltage DC min.	18 V
---------------------------	------

Operating voltage DC max.	30 V
---------------------------	------

Cut-off peak voltage max.	55 V
---------------------------	------

Current operating per contact max.	4 A
------------------------------------	-----

Current consumption max.	15 mA
--------------------------	-------

#### Installation | Connection

Tightening torque	0,4 Nm
-------------------	--------

Mounting set	M3 / M8
--------------	---------

#### Installation | Pin assignment

No. of poles	2 + PE
--------------	--------

#### Device protection | Electrical

Degree of protection (EN IEC 60529)	IP67
-------------------------------------	------

Additional condition protection degree	inserted, screwed
--	-------------------

Rated surge voltage	0,8 kV
---------------------	--------

#### Environmental characteristics | Climatic

Operating temperature min.	-25 °C
----------------------------	--------

Operating temperature max.	85 °C
----------------------------	-------

#### Important installation notes

Note on strain relief	Protect the connectors by suitable measures from mechanical loads, e.g. by the usage of cable ties.
-----------------------	---

Note on bending radius	<b>Attention:</b> Observe the permissible bending radii when laying cables, as the IP protection class can be endangered by excessive bending forces.
------------------------	---