

Adaptor M8 on top A-cod. / MSUD valve plug BI-11mm

LED+Suppression 24 V AC/DC

Form BI (11 mm) – M8, connector top entry

24 V AC $\pm 20\%$ / DC $\pm 25\%$

LED and suppression

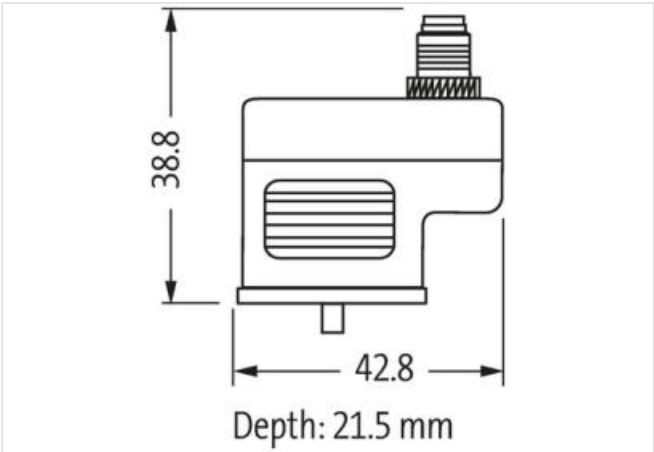
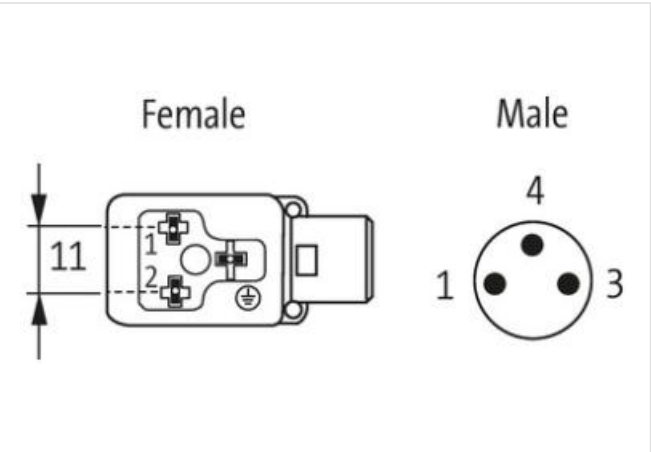
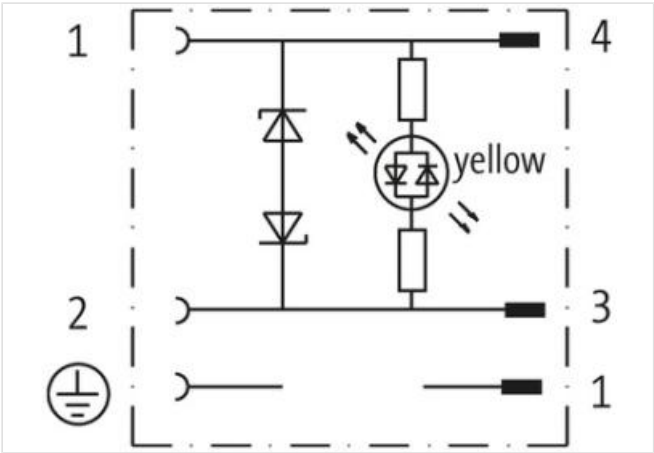
3-pole

Plastic housings with good resistance against chemicals and oils.

The resistance to aggressive media should be individually tested for your application. Further details on request.

Link to Product

Illustration



Product may differ from Image



| Commercial data | |
|-----------------|----------|
| ECLASS-6.0 | 27143423 |
| ECLASS-7.0 | 27449001 |
| ECLASS-8.0 | 27449001 |
| ECLASS-9.0 | 27440321 |

| | |
|-----------------------|---------------|
| ECLASS-10.1 | 27440106 |
| ECLASS-11.1 | 27440106 |
| ECLASS-12.0 | 27440106 |
| ETIM-5.0 | EC001855 |
| customs tariff number | 85366990 |
| GTIN | 4048879115889 |
| Packaging unit | 1 |

Electrical data | Supply

| | |
|------------------------------------|--------|
| Operating voltage AC | 24 V |
| Operating voltage AC min. | 19,2 V |
| Operating voltage AC max. | 28,8 V |
| Operating voltage DC | 24 V |
| Operating voltage DC min. | 18 V |
| Operating voltage DC max. | 30 V |
| Cut-off peak voltage max. | 55 V |
| Current operating per contact max. | 4 A |
| Current consumption max. | 15 mA |

Installation | Connection

| | |
|-------------------|---------|
| Tightening torque | 0,4 Nm |
| Mounting set | M3 / M8 |

Installation | Pin assignment

| | |
|--------------|--------|
| No. of poles | 2 + PE |
|--------------|--------|

Device protection | Electrical

| | |
|--|-------------------|
| Degree of protection (EN IEC 60529) | IP67 |
| Additional condition protection degree | inserted, screwed |
| Rated surge voltage | 0,8 kV |

Environmental characteristics | Climatic

| | |
|----------------------------|--------|
| Operating temperature min. | -25 °C |
| Operating temperature max. | 85 °C |

Important installation notes

| | |
|------------------------|---|
| Note on strain relief | Protect the connectors by suitable measures from mechanical loads, e.g. by the usage of cable ties. |
| Note on bending radius | Attention: Observe the permissible bending radii when laying cables, as the IP protection class can be endangered by excessive bending forces. |