

M8 male 0° / M12 female 0° A-cod. LED

PUR 3x0.25 bk UL/CSA+drag ch. 7m

Male straight – female straight

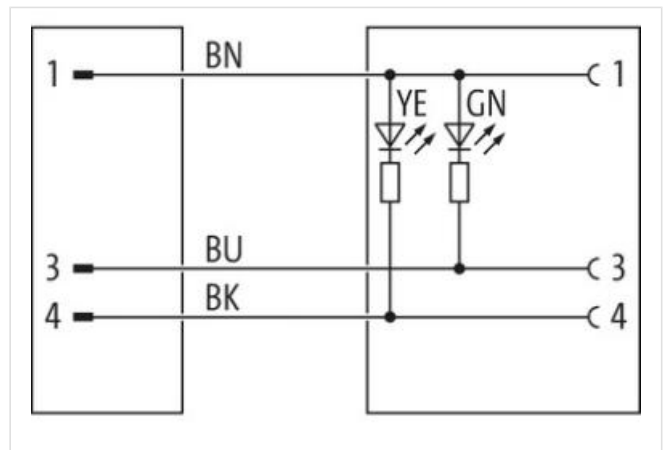
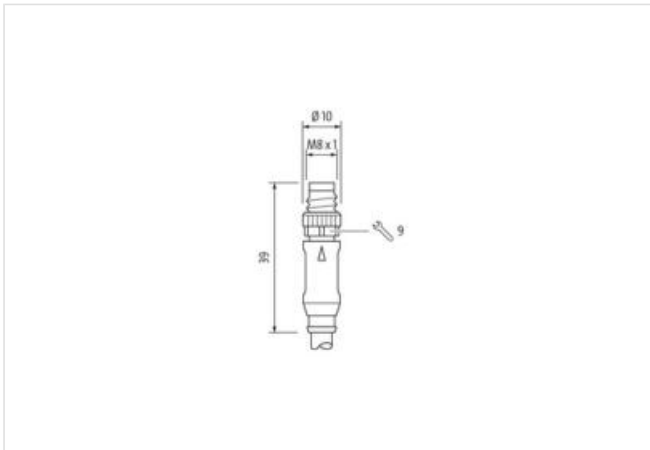
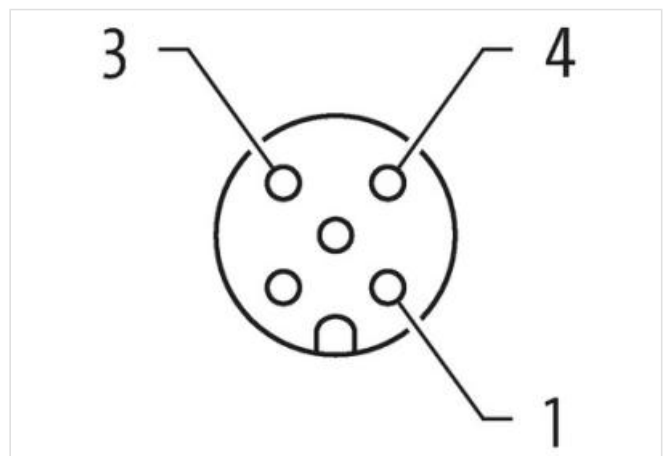
M8 – M12, 3-pole

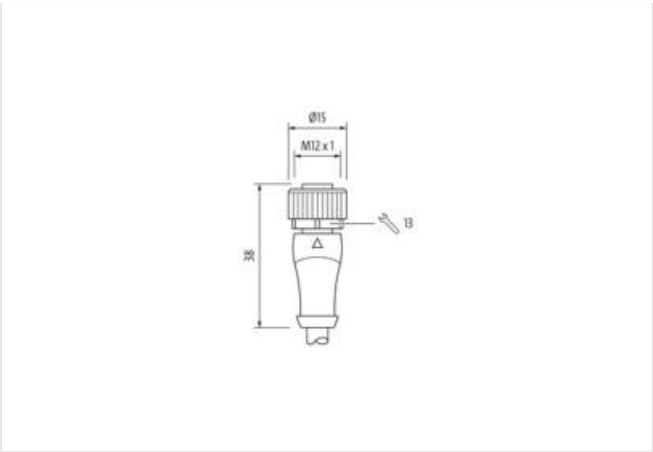
2× LED (PNP), (NPN) on request

Further cable lengths on request.

Plastic housings with good resistance against chemicals and oils.

The resistance to aggressive media should be individually tested for your application. Further details on request.

[Link to Product](#)**Illustration**



Product may differ from Image



Cable length	7 m
Side 1	
Tightening torque	0,4 Nm
Family construction form	M8
Thread	M8 x 1
suitable for corrugated tube (internal Ø)	6,5 mm
No. of poles	3
Width across flats	SW9
Side 2	
Tightening torque	0,6 Nm
Family construction form	M12
Thread	M12 x 1
suitable for corrugated tube (internal Ø)	10 mm
No. of poles	3
Width across flats	SW13
Commercial data	
ECLASS-6.0	27061801
ECLASS-6.1	27279218
ECLASS-7.0	27279218
ECLASS-8.0	27279218
ECLASS-9.0	27060311
ECLASS-10.1	27060311
ECLASS-11.1	27060311
ECLASS-12.0	27060311
customs tariff number	85444290
GTIN	4048879881012
Packaging unit	1
Electrical data Supply	
Operating voltage DC	24 V
Operating voltage DC min.	18 V
Operating voltage DC max.	30 V
Operating voltage DC max. (UL-listed)	30 V

Current operating per contact max. 4 A

Diagnostics

Status indication LED green, yellow

Device protection | Electrical

Degree of protection (EN IEC 60529) IP65, IP67, IP68, IP66K

Additional condition protection degree inserted, screwed

Pollution Degree 3

Rated surge voltage 0,8 kV

Material group (IEC 60664-1) I

Mechanical data | Material data

Coating locking nut nickel plated

Locking screw coating nickel plated

Material housing PUR

Locking nut material Zinc die-casting

Locking material screw Brass

Mechanical data | Mounting data

Mounting method inserted, screwed, Shaking protection

Environmental characteristics | Climatic

Operating temperature min. -25 °C

Operating temperature max. 85 °C

Additional condition temperature range depending on cable quality

Important installation notes

Note on strain relief Protect the connectors by suitable measures from mechanical loads, e.g. by the usage of cable ties.

Note on bending radius **Attention:** Observe the permissible bending radii when laying cables, as the IP protection class can be endangered by excessive bending forces.

Conformity

Product standard DIN EN 61076-2-101 (M12), DIN EN 61076-2-114 (M8)

Installation | Cable

Cable identification 630

Cable Type 3

Jacket Color black

Type of Certificate cURus

Amount stranding 1

Stranding 3 wires twisted

wire arrangement brown, black, blue

Cable weight 26,4 g/m

Material jacket PUR

Shore hardness jacket 90 ± 5 Shore A

Freedom from ingredients (jacket) lead-free, cadmium-free, CFC-free, halogen-free, silicone-free

Outer-diameter (jacket) 4,1 mm

Tolerance outer diameter (sheath) ± 5 %

Material wire insulation PP

Amount wires 3

Outer diameter insulation 1,25 mm

Outer diameter tolerance core insulation ± 5 %

Shore hardness wire insulation 70 ± 5 Shore D

Ingredient freeness wire insulation lead-free, cadmium-free, CFC-free, halogen-free, silicone-free

Amount strands (wire) 32

Diameter of single wires 0,1 mm

Conductor crosssection (wire) 0,25 mm²

Material conductor wire Stranded copper wire, bare

Conductor type (wire)	strand class 6
Traversing distance (C-track)	10 m @ 25 °C horizontal
Nominal voltage AC max.	300 V
Current load capacity (standard)	to DIN VDE 0298-4
Current load capacity min. wire	4,5 A
Electrical resistance line constant wire	79 Ω /km @ 20 °C
AC withstand voltage (wire - wire)	2,5 kV @ 60 s
Power frequency withstand voltage (wire - jacket)	2,5 kV @ 60 s
Min. operating temperature (static)	-40 °C
Max. operating temperature (fixed)	80 °C / 90 °C @ 10000 h Operation
Operating temperature min. (dynamic)	-25 °C
Operating temperature max. (dynamic)	80 °C / 90 °C @ 10000 h Operation
UV resistance	DIN EN ISO 4892-2 A
Flame resistance	UL 1581 § 1090 UL 1581 § 1100 FT2 IEC 60332-2-2
chemical resistance	Good, application-related testing
Gasoline resistance	Good, application-related testing
Oil resistance	Good, application-related testing DIN EN 60811-404
Bending radius (fixed)	5 x Outer diameter
Bending radius (dynamic)	10 x Outer diameter
Travel speed (C-track)	10 Mio. @ 25 °C
No. of torsion cycles	2 Mio.
Torsion stress	± 180 °/m
Torsion speed	35 cycles/min