

M8 male 90° / M8 female 0° A-cod. snap-in

PVC 3x0.25 bk UL/CSA 1m

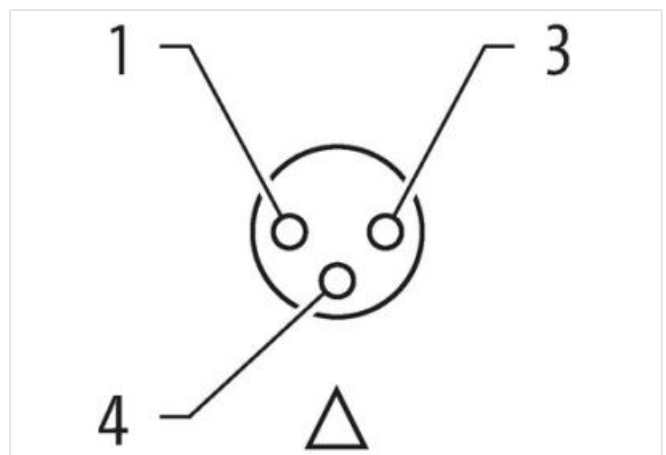
Male 90° – female straight

M8 (Snap In) – M8 (Snap In), 3-pole

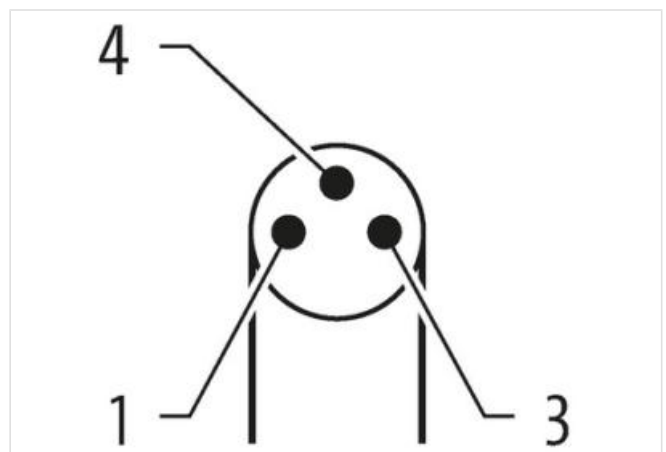
Further cable lengths on request.

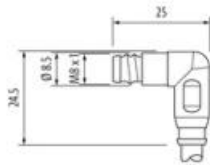
Plastic housings with good resistance against chemicals and oils.

The resistance to aggressive media should be individually tested for your application. Further details on request.

[Link to Product](#)**Illustration**

1	BN	1
3	BU	3
4	BK	4





Product may differ from Image



Cable length1 m

Side 1

ThreadM8
suitable for corrugated tube (internal Ø)6,5 mm

Commercial data

ECLASS-6.027061801
customs tariff number85444290
Packaging unit1

Electrical data | Supply

Operating voltage AC max.50 V
Operating voltage DC max.60 V
Operating voltage AC (UL-listed)30 V
Operating voltage DC (UL-listed)30 V
Current operating per contact max.4 A

Device protection | Electrical

Degree of protection (EN IEC 60529)IP65
Additional condition protection degreeinserted, locked
Pollution Degree3
Rated surge voltage1,5 kV
Material group (IEC 60664-1)I

Mechanical data | Material data

Material housingPUR

Mechanical data | Mounting data

Looking techniquesSnap In

Environmental characteristics | Climatic

Operating temperature min.-25 °C
Operating temperature max.85 °C
Additional condition temperature rangedepending on cable quality

Important installation notes

Note on strain reliefProtect the connectors by suitable measures from mechanical loads, e.g. by the usage of cable ties.

Note on bending radius

Attention: Observe the permissible bending radii when laying cables, as the IP protection class can be endangered by excessive bending forces.

Conformity	
Product standard	DIN EN 61076-2-114 (M8)
Installation Cable	
Cable identification	610
Cable Type	1
Jacket Color	black
Type of Certificate	cURus
Amount stranding	1
Stranding	3 wires twisted
wire arrangement	brown, black, blue
Cable weighth	29,37 g/m
Material jacket	PVC
Shore hardness jacket	85 ± 5 Shore A
Freedom from ingredients (jacket)	lead-free, cadmium-free, CFC-free, silicone-free
Outer-diameter (jacket)	4,5 mm
Tolerance outer diameter (sheath)	± 5 %
Material wire insulation	PVC
Amount wires	3
Outer diameter insulation	1,25 mm
Outer diameter tolerance core insulation	± 5 %
Shore hardness wire insulation	45 ± 5 Shore D
Material properties wire insulation	good machinability
Ingredient freeness wire insulation	lead-free, cadmium-free, CFC-free, silicone-free
Amount strands (wire)	14
Diameter of single wires	0,15 mm
Conductor crossection (wire)	0,25 mm²
Material conductor wire	Stranded copper wire, bare
Conductor type (wire)	Strand class 5
Nominal voltage AC max.	300 V
Current load capacity (standard)	to DIN VDE 0298-4
Current load capacity min. wire	4,5 A
Electrical resistance line constant wire	79 Ω/km @ 20 °C
AC withstand voltage (wire - wire)	2 kV @ 60 s
Power frequency withstand voltage (wire - jacket)	2 kV @ 60 s
Min. operating temperature (static)	-30 °C
Max. operating temperature (fixed)	80 °C
Operating temperature min. (dynamic)	-5 °C
Operating temperature max. (dynamic)	80 °C
UV resistance	DIN EN ISO 4892-2 A
Flame resistance	UL 1581 § 1090 IEC 60332-2-2 UL 1581 § 1100 FT2
chemical resistance	Good, application-related testing
Gasoline resistance	Good, application-related testing
Oil resistance	Good, application-related testing DIN EN 60811-404
Bending radius (fixed)	5 x Outer diameter
Bending radius (dynamic)	10 x Outer diameter