

M8 St. 0° / M8 Bu. 0° A-cod. shielded

PUR 6x0.14 geschirmt UL sw 3m

Male straight – female straight

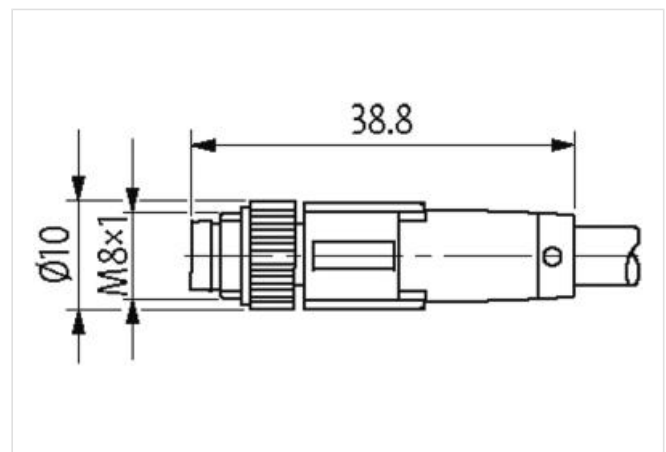
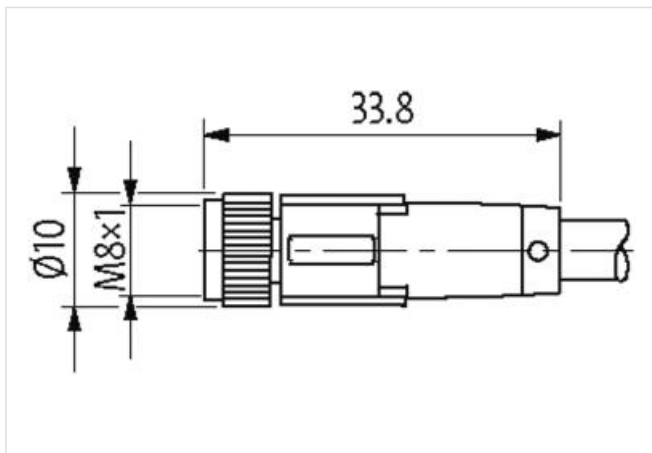
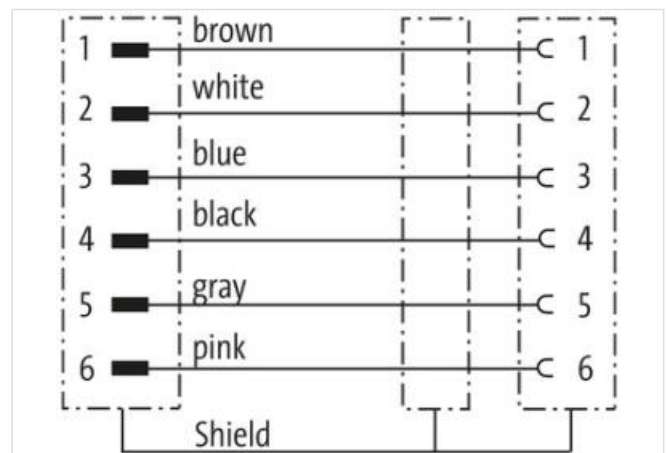
M8 – M8

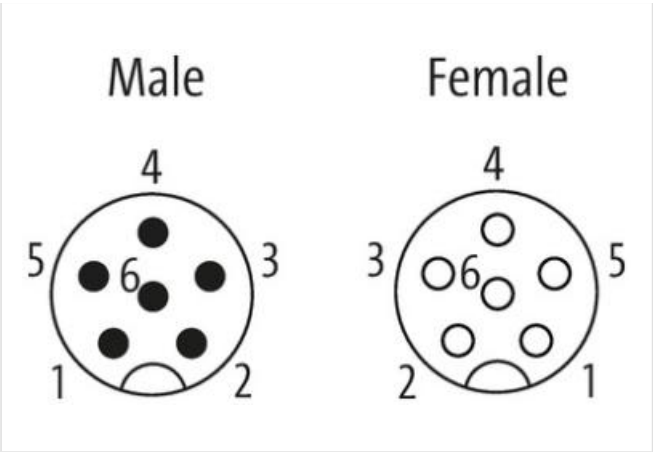
6-pole

Further cable lengths on request.

Plastic housings with good resistance against chemicals and oils.

The resistance to aggressive media should be individually tested for your application. Further details on request.

[Link to Product](#)**Illustration**



Product may differ from Image

Cable length	3 m
Side 1	
Tightening torque	0,2 Nm
Family construction form	M8
Thread	M8 x 1
Coding	A
Material contact	Copper alloy
No. of poles	6
Side 2	
Tightening torque	0,2 Nm
Family construction form	M8
Thread	M8 x 1
Coding	A
Material contact	Copper alloy
No. of poles	6
Commercial data	
ECLASS-6.0	27260705
ECLASS-6.1	27279218
ECLASS-7.0	27279218
ECLASS-8.0	27279218
ECLASS-9.0	27060311
ECLASS-10.1	27060311
ECLASS-11.1	27060311
ECLASS-12.0	27060311
ETIM-5.0	EC002640
customs tariff number	85444290
GTIN	4048879795579
Packaging unit	1
Electrical data Supply	
Operating voltage AC	30 V
Operating voltage DC	30 V
Current operating per contact max.	1,5 A
Installation Connection	
Mating cycles min.	100
Device protection Electrical	
Degree of protection (EN IEC 60529)	IP65, IP67

Additional condition protection degree	inserted, screwed
Pollution Degree	3
Insulation resistance min.	100 MΩ
Overvoltage category (EN 60950-1)	II

Mechanical data | Material data

Coating locking	Nickeled
Material gasket	NBR
Material housing	TPU
Locking material	Zinc die-casting

Mechanical data | Mounting data

Mounting method	inserted, screwed, Shaking protection
-----------------	---------------------------------------

Environmental characteristics | Climatic

Operating temperature min.	-25 °C
Operating temperature max.	90 °C
Additional condition temperature range	depending on cable quality

Important installation notes

Note on strain relief	Protect the connectors by suitable measures from mechanical loads, e.g. by the usage of cable ties.
Note on bending radius	Attention: Observe the permissible bending radii when laying cables, as the IP protection class can be endangered by excessive bending forces.

Conformity

Product standard	DIN EN 61076-2-114 (M8)
------------------	-------------------------

Installation | Cable

wire arrangement	white, brown, green, yellow, gray, pink, blue, red
Cable identification	493
Jacket Color	gray
Amount stranding	1
Stranding	6 wires twisted
Cable shielding (type)	copper braiding, bare
Filler	yes
wire arrangement	white, brown, green, yellow, gray, pink, blue, red
Cable weight	37,4 g/m
Material jacket	PUR
Outer-diameter (jacket)	5,2 mm
Tolerance outer diameter (sheath)	± 5 %
Amount wires	6
Outer diameter insulation	1,05 mm
Outer diameter tolerance core insulation	± 5 %
Amount strands (wire)	18
Diameter of single wires	0,1 mm
Conductor crosssection (wire)	0,14 mm²
Material conductor wire	Stranded copper wire, bare
Min. operating temperature (static)	-40 °C
Max. operating temperature (fixed)	80 °C
Operating temperature min. (dynamic)	-5 °C
Operating temperature max. (dynamic)	80 °C
UV resistance	DIN EN ISO 4892-2 A
Flame resistance	UL 1581 § 1100 FT2 UL 1581 § 1090 IEC 60332-2-2
chemical resistance	Good, application-related testing
Gasoline resistance	Good, application-related testing
Oil resistance	Good, application-related testing DIN EN 60811-404
Bending radius (fixed)	10 x Outer diameter
Bending radius (dynamic)	10 x Outer diameter

No. of bending cycles (C-track)	4 Mio.
Travel speed (C-track)	3 m/s