

MSUD double valve BI-11mm with cable

PVC 4x0.75 ye 5m

Form BI (11 mm)

24 V AC $\pm 20\%$ / DC $\pm 25\%$

LED and suppression

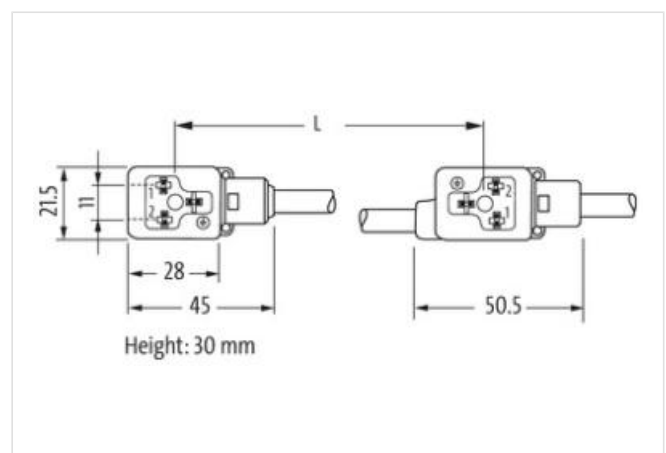
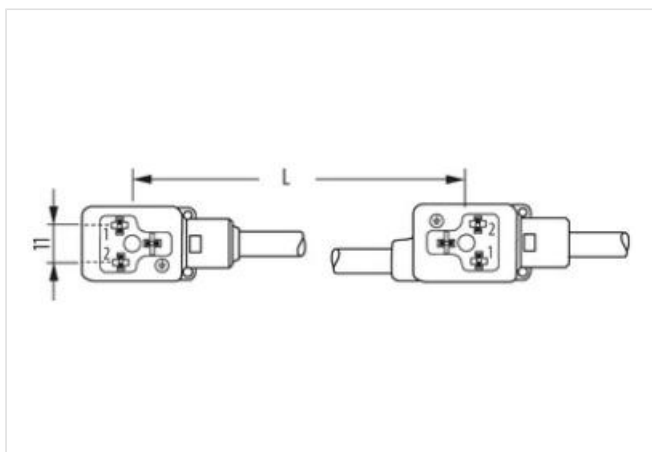

Connection cable L = 200 mm

without cable sleeves

Further cable lengths on request.

Plastic housings with good resistance against chemicals and oils.

The resistance to aggressive media should be individually tested for your application. Further details on request.

[Link to Product](#)**Illustration**

Product may differ from Image



Cable length

5 m

Side 1

| | |
|-------------------|--------|
| Tightening torque | 0,4 Nm |
|-------------------|--------|

| | |
|--------|----|
| Thread | M3 |
|--------|----|

| | |
|----------|-----|
| Material | PBT |
|----------|-----|

Side 2

| | |
|-------------------|--------|
| Tightening torque | 0,4 Nm |
|-------------------|--------|

| | |
|--------|----|
| Thread | M3 |
|--------|----|

| | |
|----------|-----|
| Material | PBT |
|----------|-----|

Commercial data

| | |
|------------|----------|
| ECLASS-6.0 | 27279218 |
|------------|----------|

| | |
|------------|----------|
| ECLASS-6.1 | 27279218 |
|------------|----------|

| | |
|------------|----------|
| ECLASS-7.0 | 27279218 |
|------------|----------|

| | |
|------------|----------|
| ECLASS-8.0 | 27279218 |
|------------|----------|

| | |
|------------|----------|
| ECLASS-9.0 | 27060312 |
|------------|----------|

| | |
|-------------|----------|
| ECLASS-10.1 | 27060312 |
|-------------|----------|

| | |
|-------------|----------|
| ECLASS-11.1 | 27060312 |
|-------------|----------|

| | |
|-------------|----------|
| ECLASS-12.0 | 27060312 |
|-------------|----------|

| | |
|----------|----------|
| ETIM-5.0 | EC001855 |
|----------|----------|

| | |
|-----------------------|----------|
| customs tariff number | 85444290 |
|-----------------------|----------|

| | |
|------|---------------|
| GTIN | 4048879136334 |
|------|---------------|

| | |
|----------------|---|
| Packaging unit | 1 |
|----------------|---|

Electrical data

| | |
|-------------|-------|
| Capacity CX | 20 ms |
|-------------|-------|

Electrical data | Supply

| | |
|----------------------|------|
| Operating voltage AC | 24 V |
|----------------------|------|

| | |
|---------------------------|--------|
| Operating voltage AC min. | 19,2 V |
|---------------------------|--------|

| | |
|---------------------------|--------|
| Operating voltage AC max. | 28,8 V |
|---------------------------|--------|

| | |
|----------------------|------|
| Operating voltage DC | 24 V |
|----------------------|------|

| | |
|---------------------------|------|
| Operating voltage DC min. | 18 V |
|---------------------------|------|

| | |
|---------------------------|------|
| Operating voltage DC max. | 30 V |
|---------------------------|------|

| | |
|---------------------------|------|
| Cut-off peak voltage max. | 55 V |
|---------------------------|------|

| | |
|------------------------------------|-----|
| Current operating per contact max. | 4 A |
|------------------------------------|-----|

| | |
|--------------------------|-------|
| Current consumption max. | 15 mA |
|--------------------------|-------|

Diagnostics

| | |
|-----------------------|--------|
| Status indication LED | yellow |
|-----------------------|--------|

Device protection | Electrical

| | |
|-------------------------------------|------|
| Degree of protection (EN IEC 60529) | IP67 |
|-------------------------------------|------|

| | |
|--|-------------------|
| Additional condition protection degree | inserted, screwed |
|--|-------------------|

| | |
|------------------|---|
| Pollution Degree | 3 |
|------------------|---|

| | |
|---------------------|--------|
| Rated surge voltage | 0,8 kV |
|---------------------|--------|

| | |
|------------------------------|---|
| Material group (IEC 60664-1) | I |
|------------------------------|---|

| | |
|-----------------------|----------------|
| Additional suppressor | Diode, Z-Diode |
|-----------------------|----------------|

Mechanical data

| | |
|-----------------------------|---------|
| Contour for corrugated hose | without |
|-----------------------------|---------|

Mechanical data | Material data

| | |
|-----------------|----------|
| Coating locking | verzinkt |
|-----------------|----------|

| | |
|---------------|-------|
| Color housing | black |
|---------------|-------|

| | |
|-----------------|-----|
| Material gasket | PUR |
|-----------------|-----|

| | |
|------------------|-------|
| Locking material | Steel |
|------------------|-------|

Mechanical data | Mounting data

| | |
|-----------------|-------------------|
| Mounting method | inserted, screwed |
|-----------------|-------------------|

Environmental characteristics | Climatic

| | |
|--|----------------------------|
| Operating temperature min. | -25 °C |
| Operating temperature max. | 85 °C |
| Additional condition temperature range | depending on cable quality |

Important installation notes

| | |
|------------------------|---|
| Note on strain relief | Protect the connectors by suitable measures from mechanical loads, e.g. by the usage of cable ties. |
| Note on bending radius | Attention: Observe the permissible bending radii when laying cables, as the IP protection class can be endangered by excessive bending forces. |

Installation | Cable

| | |
|---|--|
| Cable identification | 017 |
| Cable Type | 1 |
| Printing color of wire insulation | white (isolation black) |
| Jacket Color | yellow |
| Amount stranding | 1 |
| Stranding | 4 wires twisted |
| wire arrangement | black 1, black 2, black 3, green-yellow |
| Cable weight | 81,4 g/m |
| Material jacket | PVC |
| Shore hardness jacket | 80 ± 5 Shore A |
| Freedom from ingredients (jacket) | lead-free, cadmium-free, CFC-free, silicone-free |
| Outer-diameter (jacket) | 6,5 mm |
| Tolerance outer diameter (sheath) | ± 5 % |
| Material wire insulation | PVC |
| Amount wires | 4 |
| Outer diameter insulation | 1,8 mm |
| Outer diameter tolerance core insulation | ± 5 % |
| Shore hardness wire insulation | 43 ± 5 Shore D |
| Material properties wire insulation | good machinability |
| Ingredient freeness wire insulation | lead-free, cadmium-free, CFC-free, silicone-free |
| Printing color of wire insulation | white (isolation black) |
| Amount strands (wire) | 24 |
| Diameter of single wires | 0,2 mm |
| Conductor crosssection (wire) | 0,75 mm² |
| Material conductor wire | Stranded copper wire, bare |
| Conductor type (wire) | Strand class 5 |
| Max. rated voltage (conductor - conductor) | 500 V |
| Max. rated voltage (conductor - ground) | 300 V |
| Current load capacity (standard) | to DIN VDE 0298-4 |
| Current load capacity min. wire | 9,6 A |
| Electrical resistance line constant wire | 26 Ω/km @ 20 °C |
| AC withstand voltage (wire - wire) | 3 kV @ 60 s |
| Power frequency withstand voltage (wire - jacket) | 3 kV @ 60 s |
| Min. operating temperature (static) | -30 °C |
| Max. operating temperature (fixed) | 70 °C |
| Operating temperature min. (dynamic) | -5 °C |
| Operating temperature max. (dynamic) | 70 °C |
| Flame resistance | UL 1581 § 1100 FT2 IEC 60332-2-2 UL 1581 § 1090 |
| chemical resistance | Good, application-related testing |
| Gasoline resistance | Good, application-related testing |
| Oil resistance | DIN EN 60811-404 Good, application-related testing |
| Bending radius (fixed) | 5 x Outer diameter |
| Bending radius (dynamic) | 10 x Outer diameter |