

**M12 male 0° X-cod. / RJ45 male 0° shielded**

PUR 4x2xAWG24 shielded gn UL+drag ch. 10m

Ethernet CAT6A

Male straight – male straight

M12 – RJ45, 8-pole

X-coded

shielded

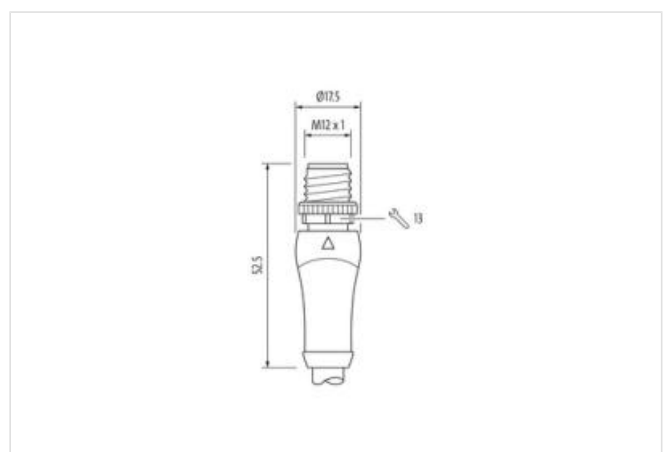
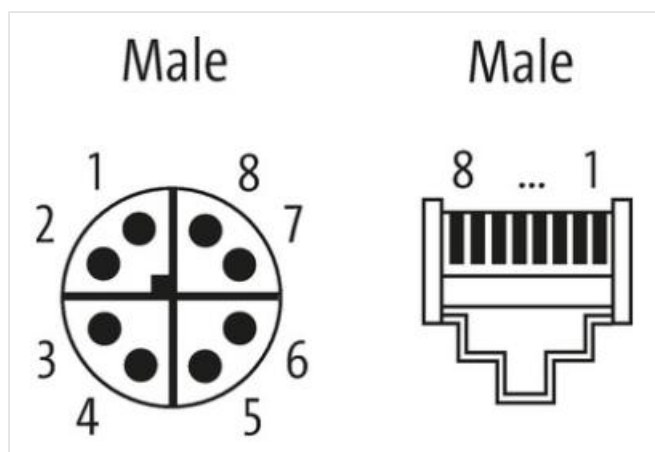
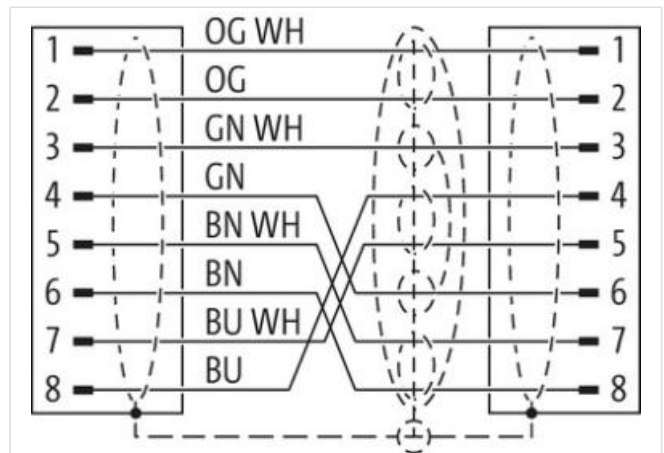
with cable sleeves

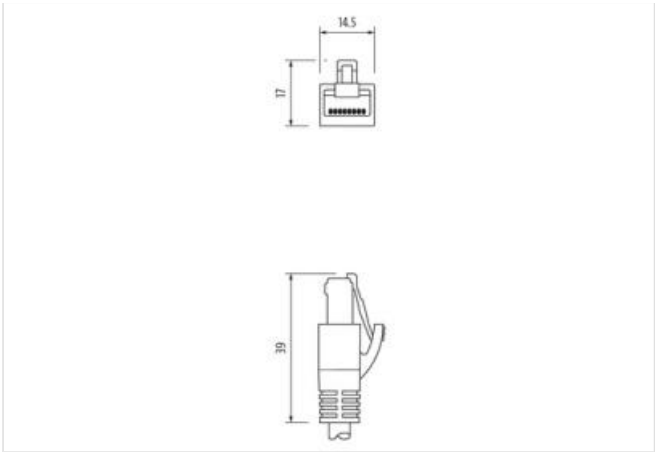
Transmission properties with channel transmission up to 45 m

Further cable lengths on request.

Plastic housings with good resistance against chemicals and oils.

The resistance to aggressive media should be individually tested for your application. Further details on request.

[Link to Product](#)**Illustration**



Product may differ from Image

Cable length	10 m
Side 1	
Tightening torque	0,6 Nm
Mounting method	screwed, pluggable
Family construction form	M12
Thread	M12 x 1
suitable for corrugated tube (internal Ø)	12 mm
Cable outlet	straight
Coding	X
Material contact	Copper alloy
No. of poles	8
Width across flats	SW13
Degree of protection (EN IEC 60529)	IP66K, IP67
Side 2	
Family construction form	RJ45
Cable outlet	straight
No. of poles	8
Degree of protection (EN IEC 60529)	IP20
Commercial data	
ECLASS-6.0	27061801
ECLASS-6.1	27060307
ECLASS-7.0	27060307
ECLASS-8.0	27060307
ECLASS-9.0	27060307
ECLASS-10.1	27060307
ECLASS-11.1	27060307
ECLASS-12.0	27060307
ETIM-5.0	EC002599
customs tariff number	85444290
GTIN	4048879865395
Packaging unit	1
Electrical data   Supply	
Operating voltage DC max.	60 V
Current operating per contact max.	0,5 A
Industrial communication	
Transfer parameters	CAT6, Class EA (ISO/IEC 11801:2002), (EN 50173-1)

Data transmission rate max. 10 GBit/s

#### Diagnostics

Status indication LED no

#### Device protection | Electrical

Pollution Degree 3

Rated surge voltage 1 kV

Material group (IEC 60664-1) I

#### Mechanical data | Material data

Locking screw coating Nickeled

Locking material Zinc die-casting

#### Mechanical data | Mounting data

Mounting method inserted, screwed, Shaking protection

#### Environmental characteristics | Climatic

Operating temperature min. -25 °C

Operating temperature max. 85 °C

Additional condition temperature range depending on cable quality

#### Important installation notes

Note on strain relief Protect the connectors by suitable measures from mechanical loads, e.g. by the usage of cable ties.

Note on bending radius **Attention:** Observe the permissible bending radii when laying cables, as the IP protection class can be endangered by excessive bending forces.

#### Conformity

Product standard DIN EN 61076-2-109 (M12)

#### Installation | Cable

Cable identification 826

Jacket Color green

Type of Certificate cURus

Amount stranding 4

Stranding 2 wires twisted

Stranding (type 2) 4 Stranded joints around Insulation element twisted

Cable shielding (type) copper braid, tinned

Cable shielding (coverage) 85 %

Banding Fleece, Foil

Filler Insulation element

wire arrangement (blue-white, blue), (brown-white, brown), (green-white, green), (orange-white, orange)

Traversing distance (C-track) 5 m @ 25 °C

Cable weight 116,6 g/m

Material jacket PUR

Shore hardness jacket 90 Shore A

Freedom from ingredients (jacket) lead-free, cadmium-free, CFC-free, halogen-free, silicone-free

Outer-diameter (jacket) 8,9 mm

Tolerance outer diameter (sheath) ± 5 %

Material inner jacket TPE-V

Color (inner jacket) natur

Material wire insulation PP

Amount wires 8

Outer diameter insulation 1,05 mm

Outer diameter tolerance core insulation ± 5 %

Shore hardness wire insulation 61 Shore D

Amount strands (wire) 7

Diameter of single wires 24 AWG

Conductor crosssection (wire) 24 AWG

Material conductor wire	Stranded copper wire, bare
Nominal voltage AC max.	300 V
Current load capacity (standard)	to DIN VDE 0298-4
Current load capacity min. wire	3 A
Characteristic impedance	100 $\Omega \pm 15\%$ MHz
Electrical resistance line constant wire	87,6 $\Omega/\text{km}$ @ 20 °C
AC withstand voltage (wire - wire)	2 kV @ 60 s
Electrical capacity line constant (wire - wire)	52000 pF/km
Power frequency withstand voltage (wire - jacket)	2 kV @ 60 s
AC withstand voltage (wire - shield)	2 kV @ 60 s
Min. operating temperature (static)	-40 °C
Max. operating temperature (fixed)	80 °C
Operating temperature min. (dynamic)	-20 °C
Operating temperature max. (dynamic)	70 °C
Flame resistance	UL 1581 § 1090   IEC 60332-2-2   UL 1581 § 1100 FT2
chemical resistance	Good, application-related testing
Gasoline resistance	Good, application-related testing
Oil resistance	Good, application-related testing   DIN EN 60811-404
Bending radius (fixed)	8 x Outer diameter
Bending radius (dynamic)	15 x Outer diameter
Travel speed (C-track)	2 Mio. @ 25 °C
No. of torsion cycles	1 Mio.
Torsion stress	$\pm 180$ °/m