

**M12 male 90° / M12 female 90° A-cod. shielded**

PUR 4x0.5+2x0.25 shielded gn UL/CSA+drag ch. 8.8m

Cube67

Male 90° – female 90°

M12 – M12, 6-pole

A-coded

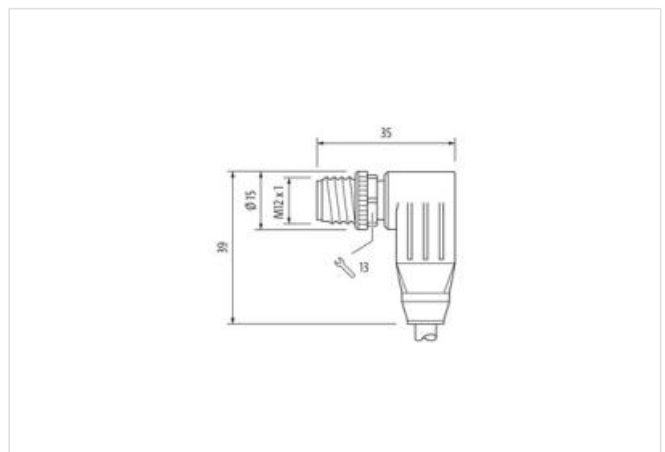
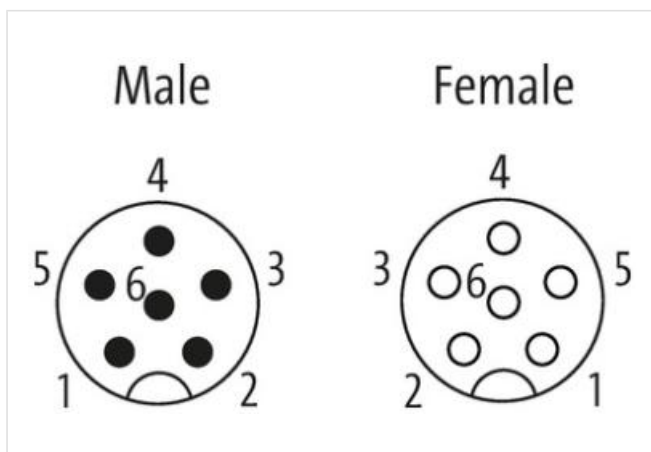
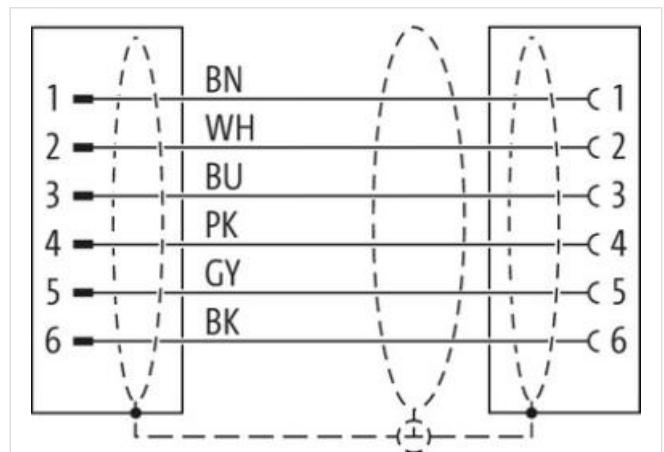

shielded

Hybrid cable

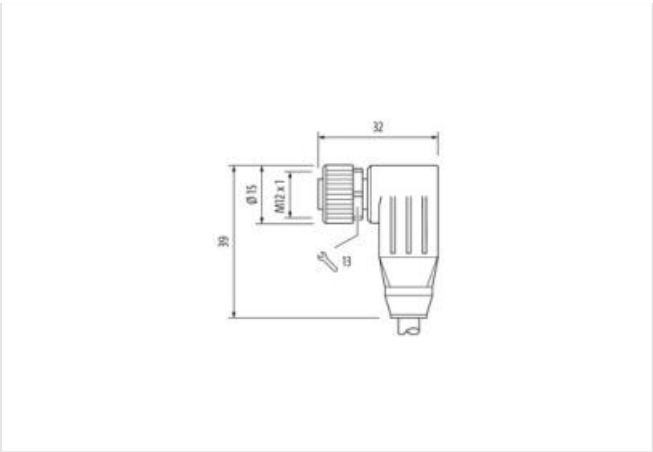
Plastic housings with good resistance against chemicals and oils.

The resistance to aggressive media should be individually tested for your application. Further details on request.

Further cable lengths on request.

[Link to Product](#)**Illustration**





Product may differ from Image



|                          |                   |
|--------------------------|-------------------|
| Cable length             | 8,8 m             |
| Side 1                   |                   |
| Tightening torque        | 0,6 Nm            |
| Mounting method          | inserted, screwed |
| Coating contact          | gold plated       |
| Family construction form | M12               |
| Thread                   | M12 x 1           |
| Coding                   | A                 |
| Material contact         | Copper alloy      |
| No. of poles             | 6                 |
| Width across flats       | SW13              |
| Side 2                   |                   |
| Tightening torque        | 0,6 Nm            |
| Mounting method          | inserted, screwed |
| Coating contact          | gold plated       |
| Family construction form | M12               |
| Thread                   | M12 x 1           |
| Coding                   | A                 |
| Material contact         | Copper alloy      |
| No. of poles             | 6                 |
| Commercial data          |                   |
| ECLASS-6.0               | 27061801          |
| ECLASS-6.1               | 27060307          |
| ECLASS-7.0               | 27060307          |
| ECLASS-8.0               | 27060307          |
| ECLASS-9.0               | 27060307          |
| ECLASS-10.1              | 27060307          |
| ECLASS-11.1              | 27060307          |
| ECLASS-12.0              | 27060307          |
| ETIM-5.0                 | EC001855          |
| customs tariff number    | 85444290          |
| GTIN                     | 4048879764049     |



Packaging unit 1

#### Electrical data | Supply

|                                    |      |
|------------------------------------|------|
| Operating voltage AC max.          | 30 V |
| Operating voltage DC max.          | 30 V |
| Operating voltage AC (UL-listed)   | 30 V |
| Operating voltage DC (UL-listed)   | 30 V |
| Current operating per contact max. | 4 A  |

#### Diagnostics

|                       |    |
|-----------------------|----|
| Status indication LED | no |
|-----------------------|----|

#### Device protection | Electrical

|  |                   |
|--|-------------------|
| Degree of protection (EN IEC 60529)    | IP65, IP67        |
| Additional condition protection degree | inserted, screwed |
| Pollution Degree                       | 3                 |
| Rated surge voltage                    | 0,8 kV            |
| Material group (IEC 60664-1)           | I                 |

#### Mechanical data

|                             |         |
|-----------------------------|---------|
| Contour for corrugated hose | without |
|-----------------------------|---------|

#### Mechanical data | Material data

|                  |                  |
|------------------|------------------|
| Coating locking  | Nickeled         |
| Material gasket  | FKM              |
| Locking material | Zinc die-casting |

#### Mechanical data | Mounting data

|                 |                                       |
|-----------------|---------------------------------------|
| Mounting method | inserted, screwed, Shaking protection |
|-----------------|---------------------------------------|

#### Environmental characteristics | Climatic

|  |                            |
|--|----------------------------|
| Operating temperature min.             | -25 °C                     |
| Operating temperature max.             | 85 °C                      |
| Additional condition temperature range | depending on cable quality |

#### Important installation notes

|                        |   |
|------------------------|---|
| Note on strain relief  | Protect the connectors by suitable measures from mechanical loads, e.g. by the usage of cable ties.   |
| Note on bending radius | <b>Attention:</b> Observe the permissible bending radii when laying cables, as the IP protection class can be endangered by excessive bending forces. |

#### Installation | Cable

|                                   |  |
|-----------------------------------|--|
| STOOW style jacket                | Hybrid, Signal, Data                                     |
| Cable identification              | 802  |
| Jacket Color                      | green  |
| Type of Certificate               | cURus  |
| Amount stranding                  | 1  |
| Stranding                         | 2 wires twisted  |
| Amount stranding (type 2)         | 1  |
| Stranding (type 2)                | 4 wires with Stranding combination with 3 Filler twisted |
| Cable shielding (type)            | copper braid, tinned                                     |
| Cable shielding (coverage)        | 80 %   |
| Banding                           | Fleece   |
| Filler                            | yes  |
| wire arrangement                  | (gray, pink), blue, white, brown, black                  |
| Traversing distance (C-track)     | 10 m @ 25 °C   |
| Cable weight                      | 77 g/m   |
| Material jacket                   | PUR  |
| Freedom from ingredients (jacket) | lead-free, CFC-free, halogen-free                        |
| Outer-diameter (jacket)           | 6,6 mm   |
| Tolerance outer diameter (sheath) | ± 5 %  |



|   |  |
|---|--|
| Material wire insulation                          | PP   |
| Amount wires                                      | 4  |
| Outer diameter insulation                         | 1,4 mm   |
| Outer diameter tolerance core insulation          | ± 5 %  |
| Ingredient freeness wire insulation               | lead-free, cadmium-free, CFC-free, halogen-free, silicone-free |
| Amount strands (wire)                             | 64   |
| Diameter of single wires                          | 0,1 mm   |
| Conductor crossection (wire)                      | 0,5 mm <sup>2</sup>  |
| Material conductor wire                           | Stranded copper wire, bare                                     |
| Conductor type (wire)                             | strand class 6   |
| Material wire insulation (Data)                   | PP   |
| Outer diameter wire insulation (Data)             | 1,1 mm   |
| Tolerance outer diameter wire insulation (data)   | ± 5 %  |
| Ingredient freeness wire insulation (Data)        | lead-free, cadmium-free, CFC-free, halogen-free, silicone-free |
| Amount wires (Data)                               | 2  |
| Amount strands wire (Data)                        | 32   |
| Diameter of single wires (Data)                   | 0,1 mm   |
| Conductor crossection wire (Data)                 | 0,25 mm <sup>2</sup>   |
| Material conductor wire (Data)                    | Stranded copper wire, bare                                     |
| Wire conductor type (Data)                        | strand class 6   |
| Loop resistance                                   | 2000 MΩ × km   |
| Nominal voltage AC max.                           | 300 V  |
| Current load capacity (standard)                  | to DIN VDE 0298-4  |
| Current load capacity min. wire                   | 6,3 A  |
| Current load capacity min. Wire (Data)            | 3,2 A  |
| Electrical resistance line constant wire          | 39 Ω/km @ 20 °C  |
| Electrical resistance coating wire (Data)         | 79 Ω/km @ 20 °C  |
| AC withstand voltage (wire - wire)                | 1,5 kV @ 60 s  |
| Electric inductivity line constant                | 0,65 mH/km   |
| Electrical capacity line constant (wire - wire)   | 63000 pF/km  |
| Power frequency withstand voltage (wire - jacket) | 1,5 kV @ 60 s  |
| AC withstand voltage (wire - shield)              | 1,2 kV @ 60 s  |
| Min. operating temperature (static)               | -50 °C   |
| Max. operating temperature (fixed)                | 90 °C  |
| Operating temperature min. (dynamic)              | -30 °C   |
| Operating temperature max. (dynamic)              | 70 °C  |
| Flame resistance                                  | IEC 60332-2-2   UL 1581 § 1100 FT2   UL 1581 § 1090            |
| chemical resistance                               | Good, application-related testing                              |
| Gasoline resistance                               | Good, application-related testing                              |
| Oil resistance                                    | DIN EN 60811-404   Good, application-related testing           |
| Bending radius (fixed)                            | 5 x Outer diameter   |
| Bending radius (dynamic)                          | 10 x Outer diameter  |
| Travel speed (C-track)                            | 5 Mio. @ 25 °C   |
| Torsion stress                                    | ± 180 °/m  |