

T-Coupler Slimline M12 male/ 2xM12 female shielded

4-pol. / 2x 3-pol. A-cod. for analog sensors

T-coupler

Male straight – females straight

M12 – M12

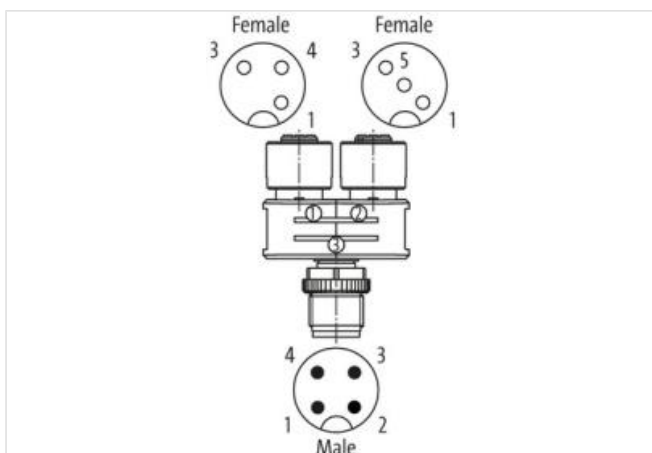
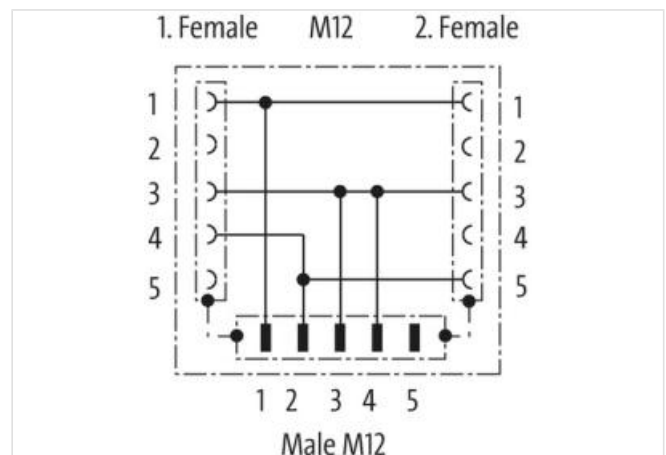
4-pole – 3-pole

shielded

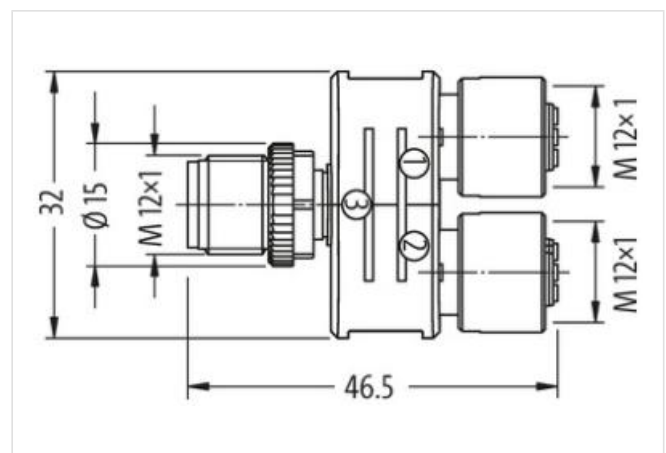
Parallel circuit

Plastic housings with good resistance against chemicals and oils.

The resistance to aggressive media should be individually tested for your application. Further details on request.

[Link to Product](#)**Illustration**

Product may differ from Image

**Side 1**

Family construction form

M12

Coding

A

Width across flats SW13

Side 2

Family construction form M12
Coding A

Side 3

Family construction form M12
Coding A

Commercial data

ECLASS-6.0 27143423
ECLASS-6.1 27279221
ECLASS-7.0 27440104
ECLASS-8.0 27440104
ECLASS-9.0 27440106
ECLASS-10.1 27440106
ECLASS-11.1 27440106
ECLASS-12.0 27440106
ETIM-5.0 EC002062
customs tariff number 85366990
GTIN 4048879332798
Packaging unit 1

Electrical data | Supply

Operating voltage AC max. 60 V
Operating voltage DC max. 60 V
Current operating per contact max. 4 A

Installation | Connection

Tightening torque 0,6 Nm
Mounting set M12 x 1

Device protection | Electrical

Degree of protection (EN IEC 60529) IP67
Additional condition protection degree inserted, screwed
Pollution Degree 3
Material group (IEC 60664-1) I

Mechanical data | Material data

Material housing PUR

Mechanical data | Mounting data

Mounting method inserted, screwed, Shaking protection

Environmental characteristics | Climatic

Operating temperature min. -25 °C
Operating temperature max. 85 °C

Important installation notes

Note on strain relief Protect the connectors by suitable measures from mechanical loads, e.g. by the usage of cable ties.
Note on bending radius **Attention:** Observe the permissible bending radii when laying cables, as the IP protection class can be endangered by excessive bending forces.