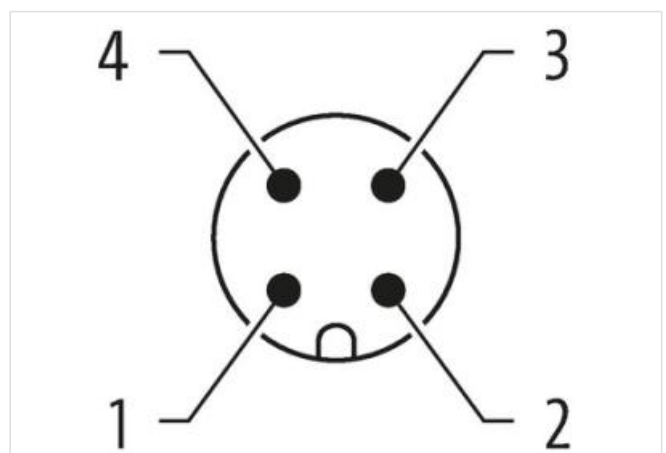
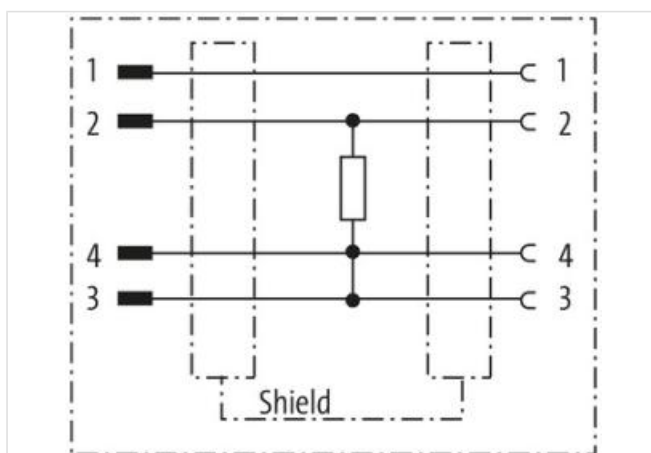
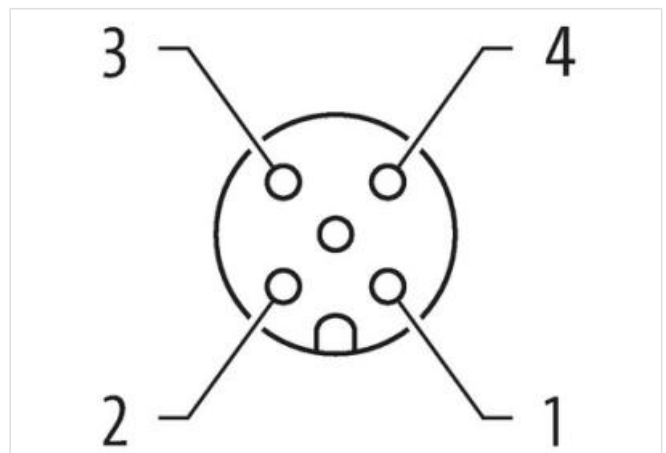


Adaptor M12 male / M12 female A-cod. shielded

4-pol., I-U

Adapter
Male - female
M12 – M12, 4-pole
shielded
Current /voltage converter

[Link to Product](#)**Illustration**



Product may differ from Image



| General product information | |
|--|----------------------------|
| Application | Current /voltage converter |
| Commercial data | |
| ECLASS-6.0 | 27143423 |
| ECLASS-6.1 | 27260702 |
| ECLASS-7.0 | 27440102 |
| ECLASS-8.0 | 27440102 |
| ECLASS-9.0 | 27440106 |
| ECLASS-10.1 | 27440102 |
| ECLASS-11.1 | 27440102 |
| ECLASS-12.0 | 27440106 |
| ETIM-5.0 | EC001855 |
| customs tariff number | 85366990 |
| GTIN | 4048879143189 |
| Packaging unit | 1 |
| Electrical data Supply | |
| Operating voltage AC max. | 30 V |
| Operating voltage DC max. | 30 V |
| Operating voltage AC max. (UL-listed) | 30 V |
| Operating voltage DC max. (UL-listed) | 30 V |
| Current operating per contact max. | 4 A |
| Installation Connection | |
| Tightening torque | 0,6 Nm |
| Mounting set | M12 x 1 |
| Device protection | |
| Shielded | yes |
| Device protection Electrical | |
| Degree of protection (EN IEC 60529) | IP67 |
| Additional condition protection degree | inserted, screwed |
| Rated insulation voltage | 800 V |
| Rated surge voltage | 0,8 kV |
| Mechanical data Material data | |

| | |
|---|---|
| Coating locking | Nickeled |
| Material housing | PUR |
| Locking material | Zinc die-casting |
| Mechanical data Mounting data | |
| Mounting method | inserted, screwed, Shaking protection |
| Environmental characteristics Climatic | |
| Operating temperature min. | -25 °C |
| Operating temperature max. | 85 °C |
| Important installation notes | |
| Note on strain relief | Protect the connectors by suitable measures from mechanical loads, e.g. by the usage of cable ties. |
| Note on bending radius | Attention: Observe the permissible bending radii when laying cables, as the IP protection class can be endangered by excessive bending forces. |