

T-Coupler Slimline M12 male / 2x M12 female A-cod.

5-pol. / 2x 5-pol., Bridge 2-4

Art.No.: 7000-41191-0000000

Weight: 0.026 kg

Country of origin: DE

Model designation: MSA03UL0-BU-BU

T-coupler (Slim Line)

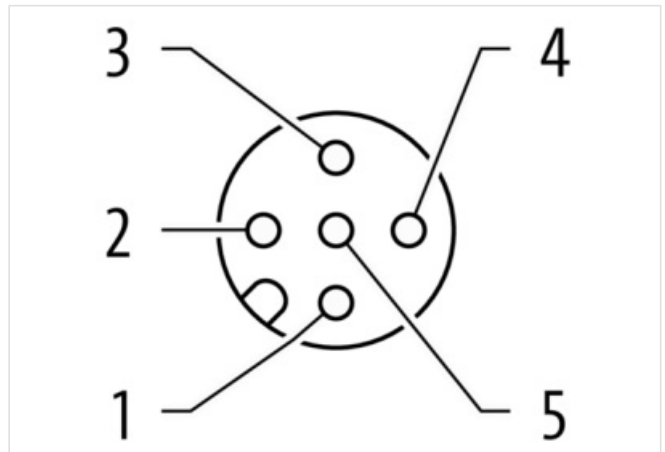
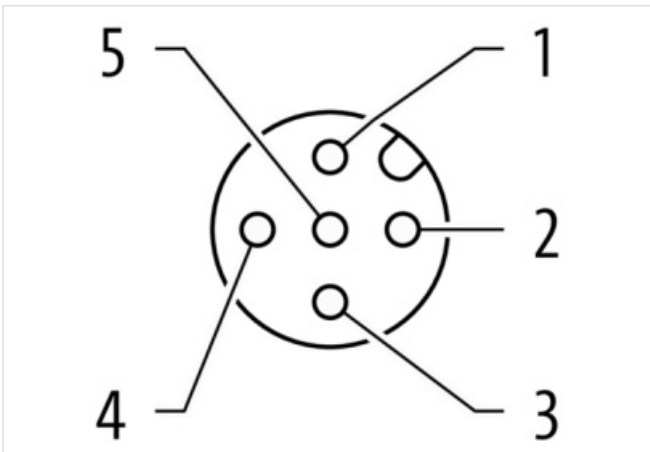
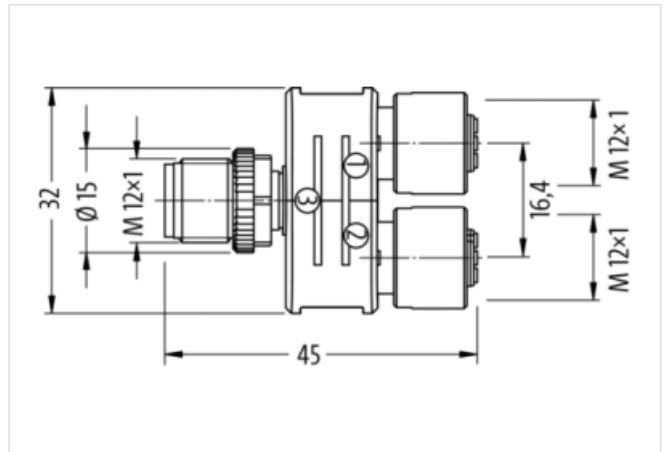
Male straight – females straight

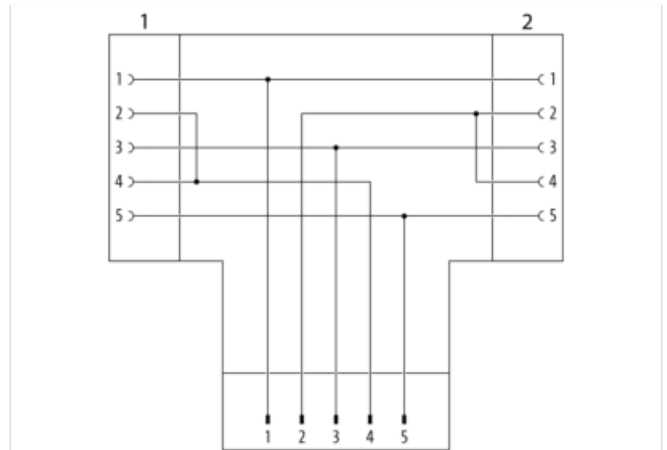
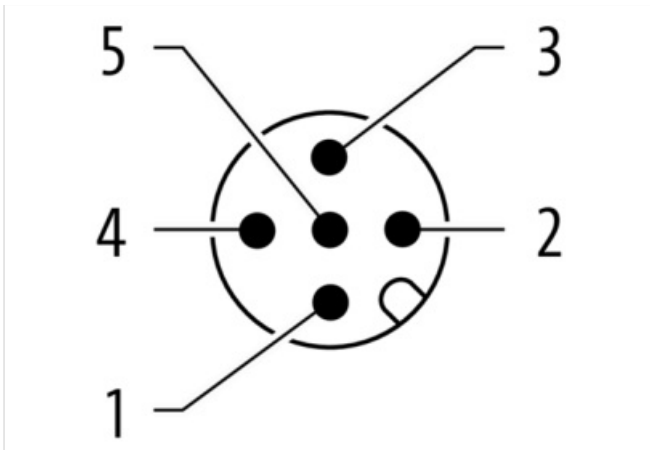
M12 – M12, 5-pole

Distribution function (NO)

Plastic housings with good resistance against chemicals and oils.

The resistance to aggressive media should be individually tested for your application. Further details on request.

[Link to Product](#)**Illustration**



Product may differ from Image

**Side 1**

Family construction form	M12
No. of poles	5
Coding	A
Gender	female
Mounting method	pluggable, screwed
Threaded hole	M12 x 1
Tightening torque	0,6 Nm
Width across flats	SW13
Degree of protection (EN IEC 60529)	IP67

Side 2

Family construction form	M12
No. of poles	5
Coding	A
Gender	female
Mounting method	pluggable, screwed
Threaded hole	M12 x 1
Tightening torque	0,4 Nm
Width across flats	SW13
Degree of protection (EN IEC 60529)	IP67

Commercial data

URL Webshop	https://shop.murrelektronik.com/7000-41191-0000000
customs tariff number	85366990
EAN	4048879144797
Packaging unit	1

Electrical data | Supply

Operating voltage AC max.	60 V
Operating voltage DC max.	60 V
Current operating per contact max.	4 A
Operating voltage AC (UL-listed)	30 V
Operating voltage DC (UL-listed)	30 V

Diagnostics

Status indication LED No

Installation | Connection

Tightening torque 0,6 Nm
Mounting set M12 x 1

Device protection | Electrical

Additional condition protection degree inserted, screwed
Pollution Degree 3
Rated surge voltage 1,5 kV
Material group (IEC 60664-1) I

Mechanical data | Mounting data

Mounting method inserted, screwed, Shaking protection

Environmental characteristics | Climatic

Operating temperature min. -30 °C
Operating temperature max. 85 °C

Important installation notes

Note on bending radius **Attention:** Observe the permissible bending radii when laying cables, as the IP protection class can be endangered by excessive bending forces.
Note on strain relief Protect the connectors by suitable measures from mechanical loads, e.g. by the usage of cable ties.

Conformity

Product standard EN IEC 61076-2-101 (M12)