

**M12 male 90° A-cod. / MSUD valve plug CI-9.4mm**

PVC 3x0.75 gy 0.3m

Form CI (9.4 mm) – M12, male 90°

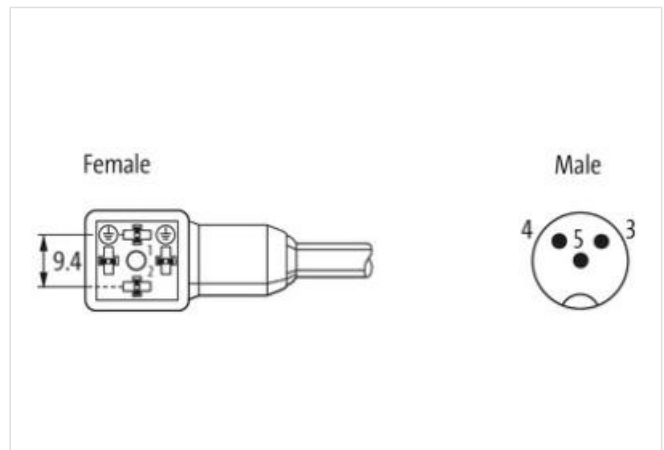
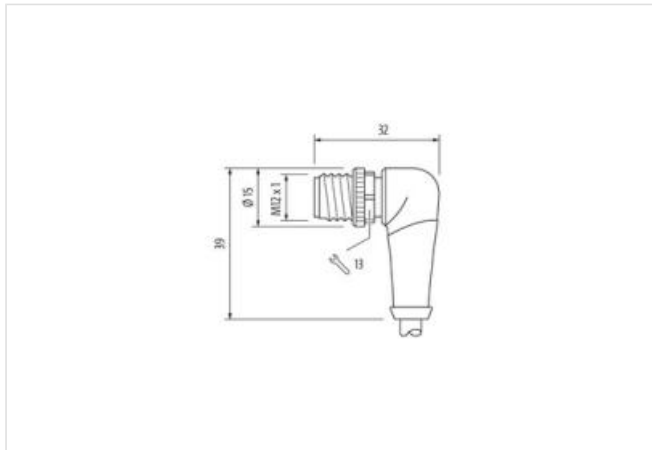
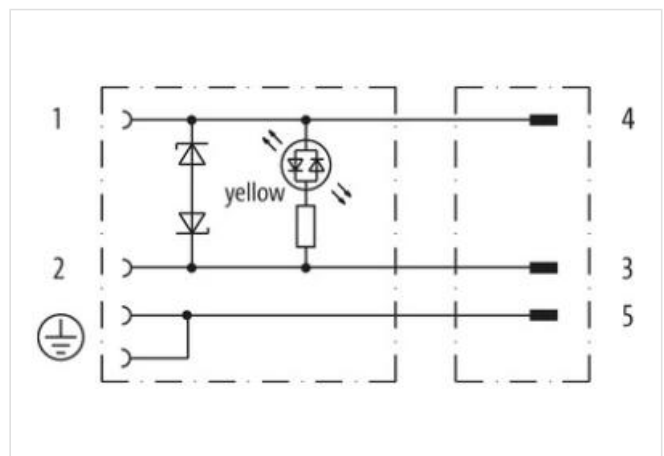
24 V AC  $\pm 20\%$  / DC  $\pm 25\%$ 

LED and suppression

Further cable lengths on request.

Plastic housings with good resistance against chemicals and oils.

The resistance to aggressive media should be individually tested for your application. Further details on request.

[Link to Product](#)**Illustration**



Product may differ from Image



|                                     |               |
|-------------------------------------|---------------|
| Cable length                        | 0,3 m         |
| Side 1                              |               |
| Tightening torque                   | 0,4 Nm        |
| Thread                              | M3            |
| Degree of protection (EN IEC 60529) | IP66K, IP67   |
| Side 2                              |               |
| Tightening torque                   | 0,6 Nm        |
| Thread                              | M12 x 1       |
| Degree of protection (EN IEC 60529) | IP66K, IP67   |
| Commercial data                     |               |
| ECLASS-6.0                          | 27279218      |
| ECLASS-6.1                          | 27279218      |
| ECLASS-7.0                          | 27279218      |
| ECLASS-8.0                          | 27279218      |
| ECLASS-9.0                          | 27060312      |
| ECLASS-10.1                         | 27060312      |
| ECLASS-11.1                         | 27060312      |
| ECLASS-12.0                         | 27060312      |
| ETIM-5.0                            | EC001855      |
| customs tariff number               | 85444290      |
| GTIN                                | 4048879146500 |
| Packaging unit                      | 1             |
| Electrical data                     |               |
| Capacity CX                         | 20 ms         |
| Electrical data   Supply            |               |
| Operating voltage AC                | 24 V          |
| Operating voltage AC min.           | 19,2 V        |
| Operating voltage AC max.           | 28,8 V        |
| Operating voltage DC                | 24 V          |
| Operating voltage DC min.           | 18 V          |
| Operating voltage DC max.           | 30 V          |
| Cut-off peak voltage max.           | 55 V          |

|   |   |
|---|---|
| Current operating per contact max.              | 4 A   |
| Current consumption max.                        | 12 mA   |
| <b>Diagnostics</b>                              |   |
| Status indication LED                           | yellow  |
| <b>Device protection   Electrical</b>           |   |
| Additional condition protection degree          | inserted, screwed   |
| Rated surge voltage                             | 0,8 kV  |
| <b>Mechanical data   Material data</b>          |   |
| Color housing                                   | black   |
| Material housing                                | Plastic   |
| <b>Mechanical data   Mounting data</b>          |   |
| Mounting method                                 | inserted, screwed   |
| <b>Environmental characteristics   Climatic</b> |   |
| Operating temperature min.                      | -25 °C  |
| Operating temperature max.                      | 85 °C   |
| Additional condition temperature range          | depending on cable quality  |
| <b>Important installation notes</b>             |   |
| Note on strain relief                           | Protect the connectors by suitable measures from mechanical loads, e.g. by the usage of cable ties.   |
| Note on bending radius                          | <b>Attention:</b> Observe the permissible bending radii when laying cables, as the IP protection class can be endangered by excessive bending forces. |
| <b>Installation   Cable</b>                     |   |
| Cable identification                            | 216   |
| Cable Type                                      | 1   |
| Printing color of wire insulation               | white (isolation black)   |
| Jacket Color                                    | gray  |
| Amount stranding                                | 1   |
| Stranding                                       | 3 wires twisted   |
| wire arrangement                                | black 1, black 2, green-yellow  |
| Cable weight                                    | 63,8 g/m  |
| Material jacket                                 | PVC   |
| Shore hardness jacket                           | 80 ± 5 Shore A  |
| Freedom from ingredients (jacket)               | lead-free, cadmium-free, CFC-free, silicone-free  |
| Outer-diameter (jacket)                         | 5,9 mm  |
| Tolerance outer diameter (sheath)               | ± 5 %   |
| Material wire insulation                        | PVC   |
| Amount wires                                    | 3   |
| Outer diameter insulation                       | 1,8 mm  |
| Outer diameter tolerance core insulation        | ± 5 %   |
| Shore hardness wire insulation                  | 43 ± 5 Shore D  |
| Material properties wire insulation             | good machinability  |
| Ingredient freeness wire insulation             | lead-free, cadmium-free, CFC-free, silicone-free  |
| Printing color of wire insulation               | white (isolation black)   |
| Amount strands (wire)                           | 24  |
| Diameter of single wires                        | 0,2 mm  |
| Conductor crosssection (wire)                   | 0,75 mm²  |
| Material conductor wire                         | Stranded copper wire, bare  |
| Conductor type (wire)                           | Strand class 5  |
| Max. rated voltage (conductor - conductor)      | 500 V   |
| Max. rated voltage (conductor - ground)         | 300 V   |
| Current load capacity (standard)                | to DIN VDE 0298-4   |
| Current load capacity min. wire                 | 12 A  |
| Electrical resistance line constant wire        | 26 Ω/km @ 20 °C   |

|   |  |
|---|--|
| AC withstand voltage (wire - wire)                | 3 kV @ 60 s  |
| Power frequency withstand voltage (wire - jacket) | 3 kV @ 60 s  |
| Min. operating temperature (static)               | -30 °C   |
| Max. operating temperature (fixed)                | 70 °C  |
| Operating temperature min. (dynamic)              | -5 °C  |
| Operating temperature max. (dynamic)              | 70 °C  |
| Flame resistance                                  | UL 1581 § 1090   IEC 60332-2-2   UL 1581 § 1100 FT2  |
| chemical resistance                               | Good, application-related testing                    |
| Gasoline resistance                               | Good, application-related testing                    |
| Oil resistance                                    | Good, application-related testing   DIN EN 60811-404 |
| Bending radius (fixed)                            | 5 x Outer diameter                                   |
| Bending radius (dynamic)                          | 10 x Outer diameter                                  |