

SVS Eco valve plug CI-9.4mm screw terminal2-pol. + PE, max. 0,5mm², 4 -6mm, LED+VDR 24V

Form CI (9.4 mm)

24 V AC/DC $\pm 15\%$

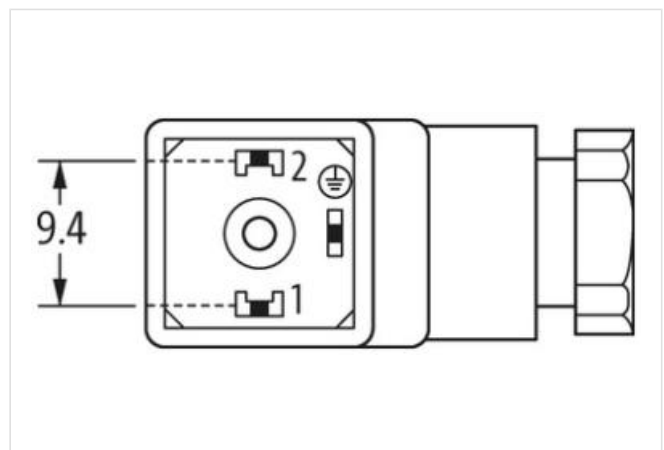
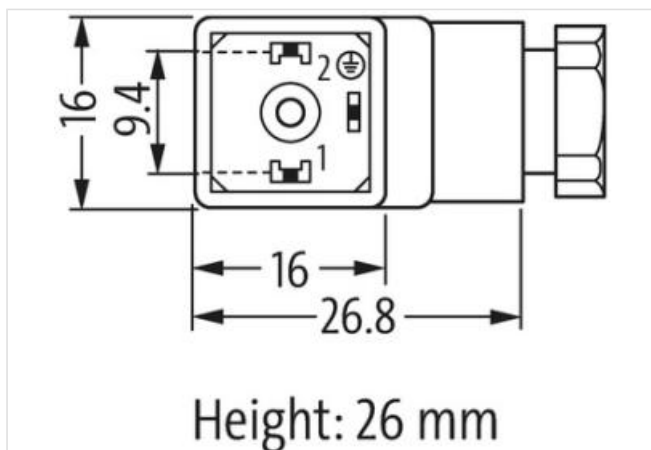
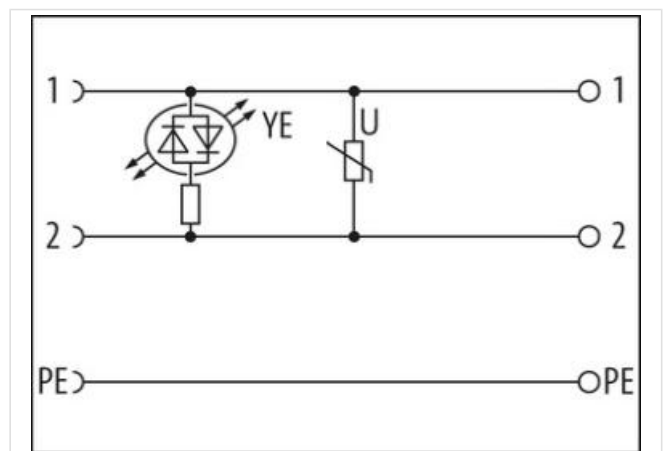
LED and VDR

metric

Field wireable (screw terminals)

Plastic housings with good resistance against chemicals and oils.

The resistance to aggressive media should be individually tested for your application. Further details on request.

[Link to Product](#)**Illustration**

Product may differ from Image

**Side 1**

Mounting method inserted, screwed

Degree of protection (EN IEC 60529) IP65

Commercial data

ECLASS-6.0	27279221
ECLASS-7.0	27440104
ECLASS-8.0	27440104
ECLASS-9.0	27440102
ECLASS-10.1	27440105
ECLASS-11.1	27440105
ECLASS-12.0	27440105
ETIM-5.0	EC002062
customs tariff number	85366990
GTIN	4048879186964
Packaging unit	1

Electrical data | Supply

Operating voltage AC	24 V
Operating voltage AC min.	20,4 V
Operating voltage AC max.	26,4 V
Operating voltage DC	24 V
Operating voltage DC min.	20,4 V
Operating voltage DC max.	26,4 V
Current operating per contact max.	1,5 A

Diagnostics

Status indication LED	yellow
-----------------------	--------

Installation

Connection cross section min.	0,34 mm ²
Connection cross section max.	0,5 mm ²

Installation | Connection

Tightening torque	0,4 Nm
Tightening torque clamping screw	0,2 Nm
Mounting set	M12 x 1.5

Installation | Pin assignment

No. of poles	2 + PE
--------------	--------

Device protection | Electrical

Additional condition protection degree	inserted, screwed
Additional suppressor	Varistor

Mechanical data | Material data

Color housing	opaque
Material gasket	NBR
Material housing	PA

Mechanical data | Mounting data

fastening screw	M3
Clamping range min.	4 mm
Clamping range max.	6 mm

Environmental characteristics | Climatic

Operating temperature min.	-40 °C
Operating temperature max.	90 °C

Important installation notes

Note on strain relief	Protect the connectors by suitable measures from mechanical loads, e.g. by the usage of cable ties.
Note on bending radius	Attention: Observe the permissible bending radii when laying cables, as the IP protection class can be endangered by excessive bending forces.