

SVS Eco valve plug B-10mm screw terminal2-pol. + PE, 0,5 - 1,5mm², 6 - 8mm, LED+VDR 230V

Form B (10 mm)

230 V AC/DC $\pm 15\%$

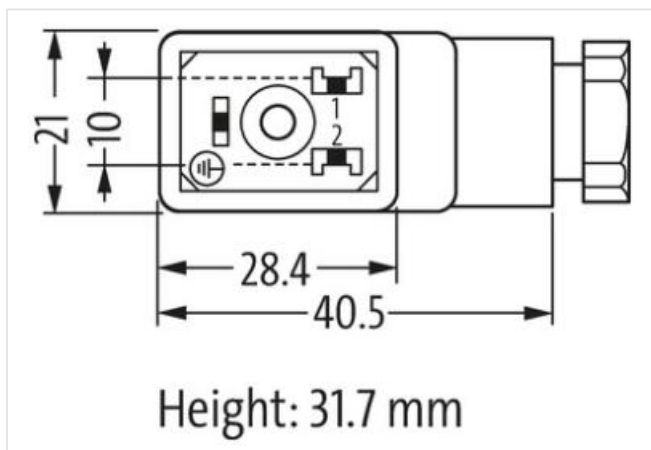
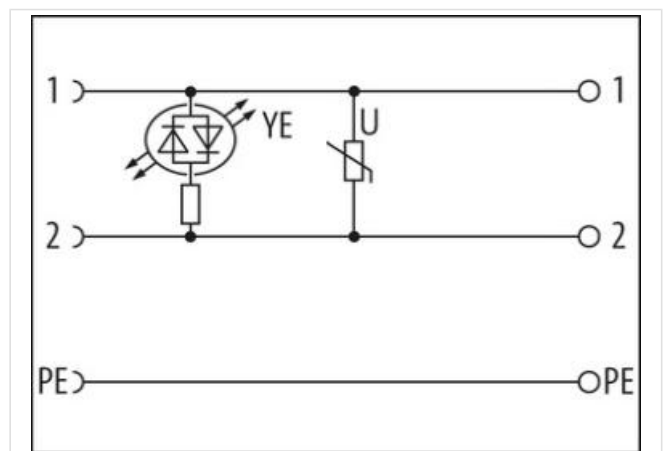
LED and VDR

metric

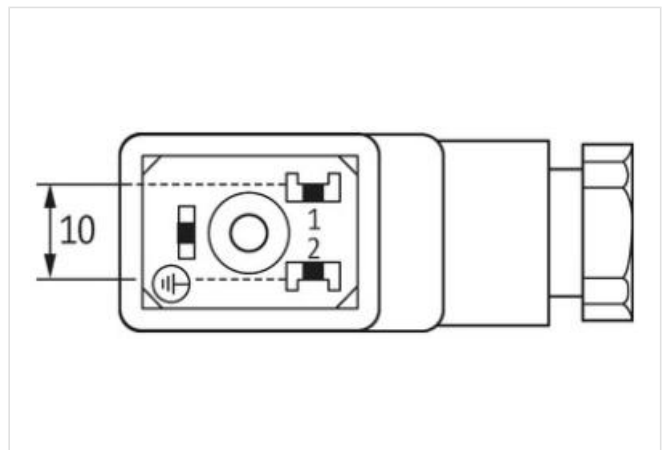
field-wireable

Plastic housings with good resistance against chemicals and oils.

The resistance to aggressive media should be individually tested for your application. Further details on request.

[Link to Product](#)**Illustration**

Product may differ from Image

**Side 1**

Mounting method inserted, screwed

Degree of protection (EN IEC 60529) IP65

Commercial data

| | |
|-----------------------|---------------|
| ECLASS-6.0 | 27279221 |
| ECLASS-7.0 | 27440104 |
| ECLASS-8.0 | 27440104 |
| ECLASS-9.0 | 27440102 |
| ECLASS-10.1 | 27440105 |
| ECLASS-11.1 | 27440105 |
| ECLASS-12.0 | 27440105 |
| ETIM-5.0 | EC002062 |
| customs tariff number | 85366990 |
| GTIN | 4048879187268 |
| Packaging unit | 1 |

Electrical data | Supply

| | |
|------------------------------------|---------|
| Operating voltage AC | 230 V |
| Operating voltage AC min. | 195,5 V |
| Operating voltage AC max. | 264,5 V |
| Operating voltage DC | 230 V |
| Operating voltage DC min. | 195,5 V |
| Operating voltage DC max. | 264,5 V |
| Current operating per contact max. | 1,5 A |

Diagnostics

| | |
|-----------------------|--------|
| Status indication LED | yellow |
|-----------------------|--------|

Installation

| | |
|-------------------------------|---------------------|
| Connection cross section min. | 0,5 mm ² |
| Connection cross section max. | 1,5 mm ² |

Installation | Connection

| | |
|----------------------------------|-----------|
| Tightening torque | 0,4 Nm |
| Tightening torque clamping screw | 0,2 Nm |
| Mounting set | M16 x 1.5 |

Installation | Pin assignment

| | |
|--------------|--------|
| No. of poles | 2 + PE |
|--------------|--------|

Device protection | Electrical

| | |
|--|-------------------|
| Additional condition protection degree | inserted, screwed |
| Additional suppressor | Varistor |

Mechanical data | Material data

| | |
|------------------|--------|
| Color housing | opaque |
| Material gasket | NBR |
| Material housing | PA |

Mechanical data | Mounting data

| | |
|---------------------|------|
| fastening screw | M3 |
| Clamping range min. | 6 mm |
| Clamping range max. | 8 mm |

Environmental characteristics | Climatic

| | |
|----------------------------|--------|
| Operating temperature min. | -40 °C |
| Operating temperature max. | 90 °C |

Important installation notes

| | |
|------------------------|---|
| Note on strain relief | Protect the connectors by suitable measures from mechanical loads, e.g. by the usage of cable ties. |
| Note on bending radius | Attention: Observe the permissible bending radii when laying cables, as the IP protection class can be endangered by excessive bending forces. |