

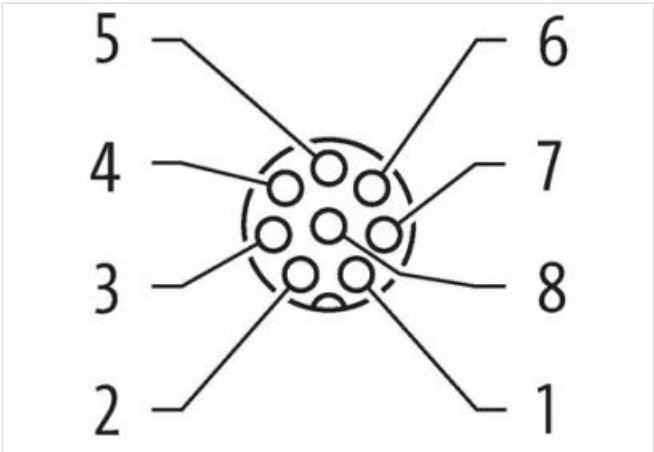
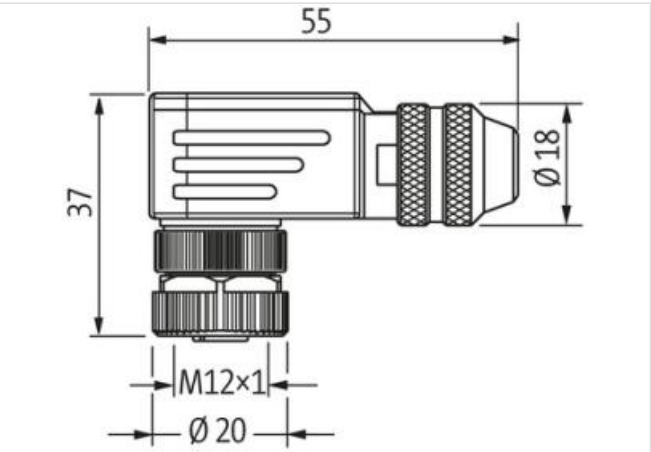
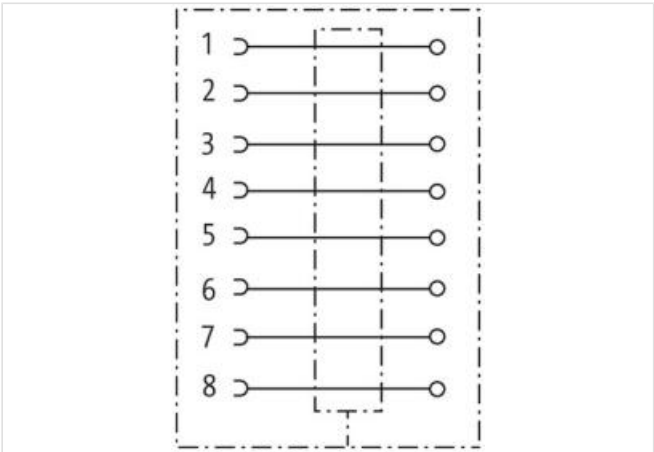
M12 female 90° A-cod. screw terminal

8-pol., max. 0.5mm², 6 - 8mm, shielded

Female 90°
M12, 8-pole
shielded
Sealing range (cable Ø): 6...8 mm

Link to Product

Illustration



Product may differ from Image



Side 1	
Mounting method	inserted, screwed
Family construction form	M12
Thread	M12 x 1
Coding	A
No. of poles	8

Degree of protection (EN IEC 60529) IP67

Commercial data	
ECLASS-6.0	27279221
ECLASS-6.1	27260702
ECLASS-7.0	27440102
ECLASS-8.0	27440102
ECLASS-9.0	27440116
ECLASS-10.1	27440102
ECLASS-11.1	27440102
ECLASS-12.0	27440116
ETIM-5.0	EC002635
customs tariff number	85366990
GTIN	4048879195287
Packaging unit	1

Electrical data Supply	
Operating voltage AC max.	30 V
Operating voltage DC max.	30 V
Current operating per contact max.	2 A

Diagnostics	
Status indication LED	no

Installation	
Connection cross section max.	0,5 mm ²

Device protection	
Shielded	yes

Device protection Electrical	
Additional condition protection degree	inserted, screwed
Pollution Degree	3
Material group (IEC 60664-1)	III
Overvoltage category (EN 60664-1)	II

Mechanical data Material data	
Coating housing	nickel plated
Material housing	Brass

Mechanical data Mounting data	
Clamping range min.	6 mm
Clamping range max.	8 mm

Environmental characteristics Climatic	
Operating temperature min.	-40 °C
Operating temperature max.	85 °C

Important installation notes	
Note on strain relief	Protect the connectors by suitable measures from mechanical loads, e.g. by the usage of cable ties.
Note on bending radius	Attention: Observe the permissible bending radii when laying cables, as the IP protection class can be endangered by excessive bending forces.