

M12 female recept. A-cod. rear

PP-wires 8x0.25 1m

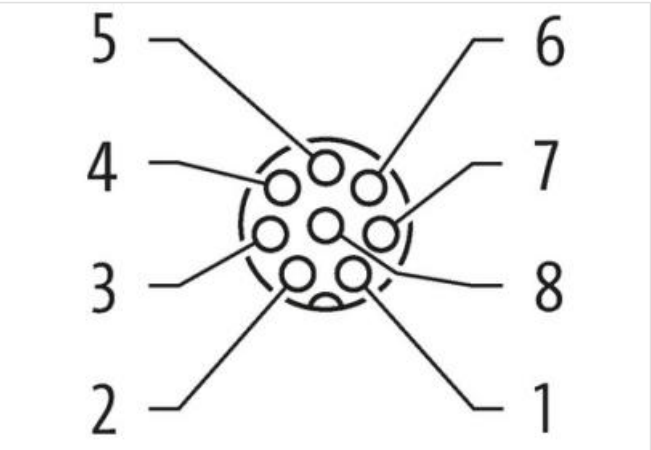
Flange female  
M12, 8-pole  
Rear mounting  
with multi-strand wire

Link to Product


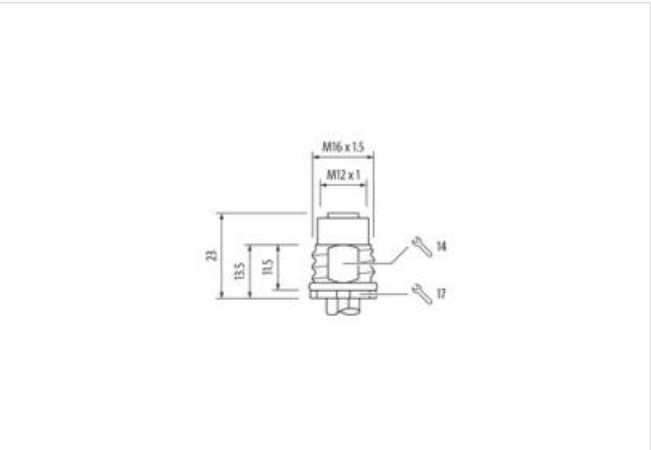
Illustration



|   |    |
|---|----|
| 1 | WH |
| 2 | BN |
| 3 | GN |
| 4 | YE |
| 5 | GY |
| 6 | PK |
| 7 | BU |
| 8 | RD |



Product may differ from Image



Cable length1 m

Side 1

|                          |                   |
|--------------------------|-------------------|
| Tightening torque        | 0,6 Nm            |
| Mounting method          | inserted, screwed |
| Family construction form | M12               |

|                                     |         |
|-------------------------------------|---------|
| Thread                              | M12 x 1 |
| Coding                              | A       |
| Material                            | Brass   |
| No. of poles                        | 8       |
| Degree of protection (EN IEC 60529) | IP67    |

**Commercial data**

|                       |               |
|-----------------------|---------------|
| ECLASS-6.0            | 27279220      |
| ECLASS-6.1            | 27279220      |
| ECLASS-7.0            | 27440103      |
| ECLASS-8.0            | 27440103      |
| ECLASS-9.0            | 27440103      |
| ECLASS-10.1           | 27440103      |
| ECLASS-11.1           | 27440103      |
| ECLASS-12.0           | 27440103      |
| ETIM-5.0              | EC001855      |
| customs tariff number | 85444290      |
| GTIN                  | 4048879331821 |
| Packaging unit        | 1             |

**Electrical data | Supply**

|                                    |      |
|------------------------------------|------|
| Operating voltage AC max.          | 30 V |
| Operating voltage DC max.          | 30 V |
| Current operating per contact max. | 2 A  |

**Diagnostics**

|                       |    |
|-----------------------|----|
| Status indication LED | no |
|-----------------------|----|

**Installation | Connection**

|                    |           |
|--------------------|-----------|
| Mounting set       | M16 x 1.5 |
| Width across flats | SW19      |

**Device protection | Electrical**

|  |                   |
|--|-------------------|
| Protection NEMA                        | 3, 4, 6P          |
| Additional condition protection degree | inserted, screwed |
| Pollution Degree                       | 3                 |
| Rated surge voltage                    | 0,8 kV            |
| Material group (IEC 60664-1)           | I                 |

**Mechanical data | Material data**

|                           |               |
|---------------------------|---------------|
| Coating locking           | nickel plated |
| Coating of fitting        | nickel plated |
| Locking material          | Brass         |
| Material screw connection | Brass         |

**Mechanical data | Mounting data**

|                    |                |
|--------------------|----------------|
| Mounting method    | Schraubgewinde |
| Looking techniques | Schraubgewinde |

**Environmental characteristics | Climatic**

|  |                            |
|--|----------------------------|
| Operating temperature min.             | -25 °C                     |
| Operating temperature max.             | 85 °C                      |
| Additional condition temperature range | depending on cable quality |

**Important installation notes**

|                        |   |
|------------------------|---|
| Note on strain relief  | Protect the connectors by suitable measures from mechanical loads, e.g. by the usage of cable ties.   |
| Note on bending radius | <b>Attention:</b> Observe the permissible bending radii when laying cables, as the IP protection class can be endangered by excessive bending forces. |

**Approvals**

|        |     |
|--------|-----|
| UL 50E | yes |
|--------|-----|

| Installation   Cable                 |  |
|--------------------------------------|--|
| Cable identification                 | 973  |
| wire arrangement                     | white, brown, green, yellow, gray, pink, blue, red   |
| Material wire insulation             | PUR  |
| Amount wires                         | 8  |
| Outer diameter insulation            | 1,25 mm  |
| Conductor crossection (wire)         | 0,25 mm <sup>2</sup>                                 |
| Min. operating temperature (static)  | -40 °C   |
| Max. operating temperature (fixed)   | 90 °C  |
| Operating temperature min. (dynamic) | -25 °C   |
| Operating temperature max. (dynamic) | 90 °C  |
| Flame resistance                     | UL 1581 § 1090   IEC 60332-2-2   UL 1581 § 1100 FT2  |
| chemical resistance                  | Good, application-related testing                    |
| Gasoline resistance                  | Good, application-related testing                    |
| Oil resistance                       | Good, application-related testing   DIN EN 60811-404 |
| Bending radius (fixed)               | 10 x Outer diameter                                  |