

**M12 female 90° B-cod. with cable shielded**

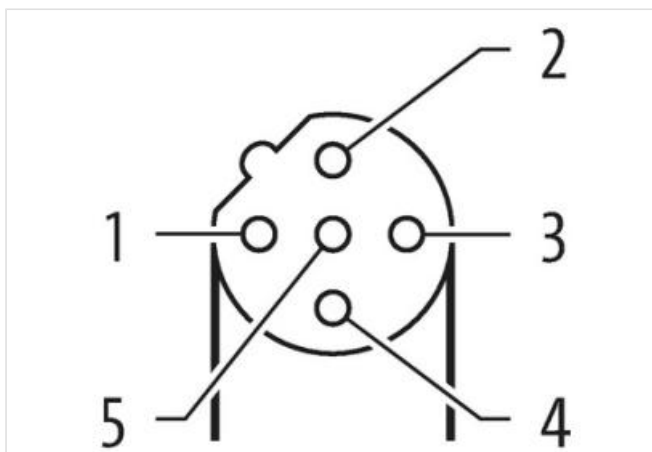
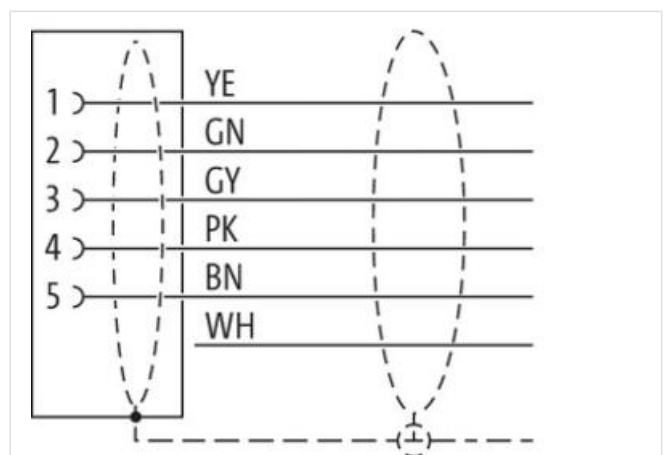

PUR 3x2x0.25 shielded vt 10m

Interbus  
Female 90°  
M12, 5-pole  
B-coded  
shielded

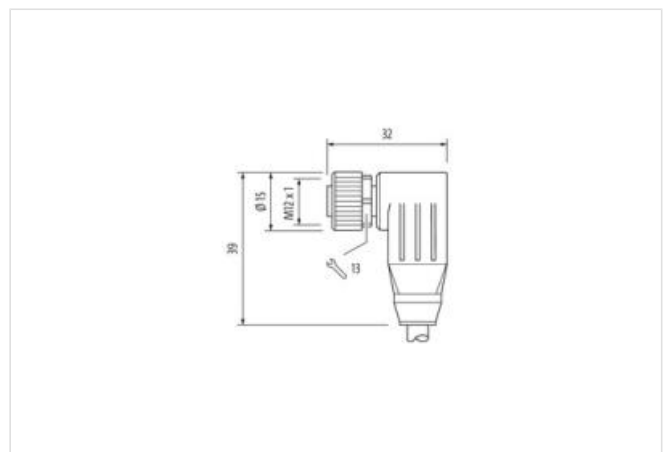
Further cable lengths on request.

Plastic housings with good resistance against chemicals and oils.

The resistance to aggressive media should be individually tested for your application. Further details on request.

[Link to Product](#)**Illustration**

Product may differ from Image



Cable length

10 m

**Side 1**

|   |   |
|---|---|
| Tightening torque                               | 0,6 Nm  |
| Mounting method                                 | inserted, screwed   |
| Family construction form                        | M12   |
| Thread  | M12 x 1   |
| Coding  | B   |
| Material  | PUR   |
| No. of poles                                    | 5   |
| Width across flats                              | SW13  |
| Degree of protection (EN IEC 60529)             | IP67  |
| <b>Commercial data</b>                          |   |
| ECLASS-6.0                                      | 27061801  |
| ECLASS-6.1                                      | 27060307  |
| ECLASS-7.0                                      | 27060307  |
| ECLASS-8.0                                      | 27060307  |
| ECLASS-9.0                                      | 27060307  |
| ECLASS-10.1                                     | 27060307  |
| ECLASS-11.1                                     | 27060307  |
| ECLASS-12.0                                     | 27060307  |
| ETIM-5.0  | EC001855  |
| customs tariff number                           | 85444290  |
| GTIN  | 4048879197519   |
| Packaging unit                                  | 1   |
| <b>Electrical data   Supply</b>                 |   |
| Operating voltage AC max.                       | 60 V  |
| Operating voltage DC max.                       | 60 V  |
| Current operating per contact max.              | 4 A   |
| <b>Installation   Connection</b>                |   |
| Mounting set                                    | M12 x 1   |
| <b>Device protection   Electrical</b>           |   |
| Additional condition protection degree          | inserted, screwed   |
| Pollution Degree                                | 3   |
| Rated surge voltage                             | 1,5 kV  |
| Material group (IEC 60664-1)                    | I   |
| <b>Mechanical data   Material data</b>          |   |
| Coating locking                                 | Nickeled  |
| Coating of fitting                              | nickel plated   |
| Locking material                                | Zinc die-casting  |
| Material screw connection                       | Zinc die-casting  |
| <b>Mechanical data   Mounting data</b>          |   |
| Mounting method                                 | inserted, screwed, Shaking protection   |
| <b>Environmental characteristics   Climatic</b> |   |
| Operating temperature min.                      | -25 °C  |
| Operating temperature max.                      | 85 °C   |
| Additional condition temperature range          | depending on cable quality  |
| <b>Important installation notes</b>             |   |
| Note on strain relief                           | Protect the connectors by suitable measures from mechanical loads, e.g. by the usage of cable ties.   |
| Note on bending radius                          | <b>Attention:</b> Observe the permissible bending radii when laying cables, as the IP protection class can be endangered by excessive bending forces. |
| <b>Installation   Cable</b>                     |   |
| Cable identification                            | 799   |

|   |  |
|---|--|
| Jacket Color                                      | violet   |
| Amount stranding                                  | 3  |
| Stranding   | 2 wires twisted  |
| Amount stranding (type 2)                         | 1  |
| Stranding (type 2)                                | 3 Stranded joints with 3 Filler twisted                        |
| Cable shielding (type)                            | copper braid, tinned   |
| Cable shielding (coverage)                        | 85 %   |
| Banding   | Fleece   |
| Filler  | yes  |
| wire arrangement                                  | (white, brown), (gray, pink), (green, yellow)                  |
| Traversing distance (C-track)                     | 5 m @ 25 °C  |
| Cable weight                                      | 76,49 g/m  |
| Material jacket                                   | PUR  |
| Shore hardness jacket                             | 85 ± 5 Shore A   |
| Freedom from ingredients (jacket)                 | lead-free, cadmium-free, CFC-free, halogen-free, silicone-free |
| Outer-diameter (jacket)                           | 7,7 mm   |
| Tolerance outer diameter (sheath)                 | ± 5 %  |
| Material wire insulation                          | PE   |
| Amount wires                                      | 6  |
| Outer diameter insulation                         | 1,4 mm   |
| Outer diameter tolerance core insulation          | ± 5 %  |
| Shore hardness wire insulation                    | 55 ± 5 Shore D   |
| Ingredient freeness wire insulation               | lead-free, CFC-free, halogen-free                              |
| Amount strands (wire)                             | 32   |
| Diameter of single wires                          | 0,1 mm   |
| Conductor crosssection (wire)                     | 0,25 mm²   |
| Material conductor wire                           | Stranded copper wire, bare                                     |
| Conductor type (wire)                             | strand class 6   |
| Nominal voltage AC max.                           | 125 V  |
| Current load capacity (standard)                  | to DIN VDE 0298-4  |
| Current load capacity min. wire                   | 3,2 A  |
| Characteristic impedance                          | 100 Ω ± 15 % @ 1 MHz   |
| Electrical resistance line constant wire          | 79,5 Ω/km @ 20 °C  |
| AC withstand voltage (wire - wire)                | 1,5 kV @ 60 s  |
| Electrical capacity line constant (wire - wire)   | 60000 pF/km  |
| Power frequency withstand voltage (wire - jacket) | 1,5 kV @ 60 s  |
| AC withstand voltage (wire - shield)              | 1,5 kV @ 60 s  |
| Min. operating temperature (static)               | -40 °C   |
| Max. operating temperature (fixed)                | 80 °C  |
| Operating temperature min. (dynamic)              | -30 °C   |
| Operating temperature max. (dynamic)              | 70 °C  |
| Flame resistance                                  | IEC 60332-2-2   UL 1581 § 1100 FT2   UL 1581 § 1090            |
| chemical resistance                               | Good, application-related testing                              |
| Gasoline resistance                               | Good, application-related testing                              |
| Oil resistance                                    | Good, application-related testing   DIN EN 60811-404           |
| Bending radius (fixed)                            | 6 x Outer diameter   |
| Bending radius (dynamic)                          | 12 x Outer diameter  |
| Travel speed (C-track)                            | 2 Mio. @ 25 °C   |