

M12 female 0° A-cod. IDC

4-pol., 0,14 - 0,34mm², 4,5 - 8,8mm, shielded

Female straight

M12, 4-pole

IDC

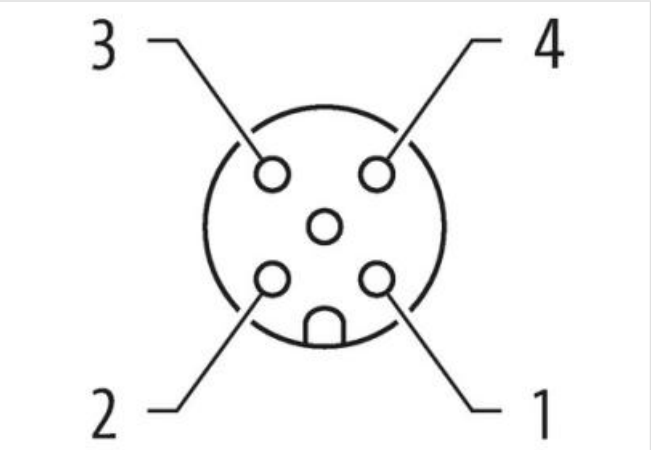
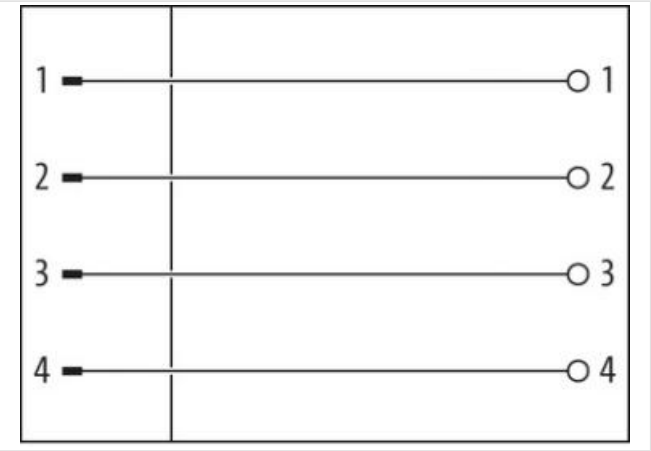
Connection cross section: 0.14...0.34 mm²

good resistance to oil and chemicals

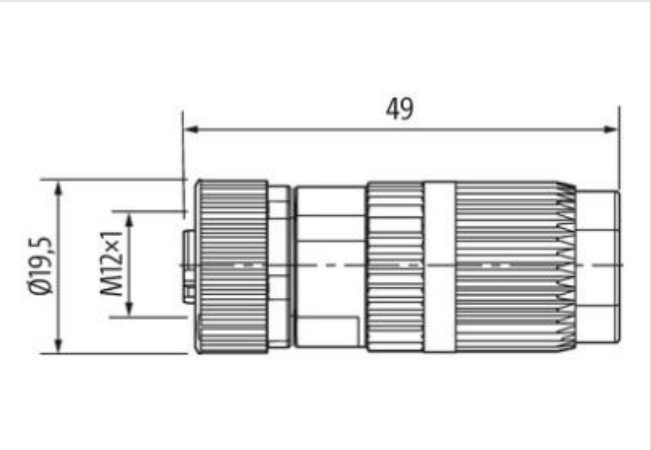
The resistance to aggressive media should be individually tested for your application. Further details on request.

[Link to Product](#)

Illustration



Product may differ from Image



Side 1	
Family construction form	M12
Coding	A
No. of poles	4
Degree of protection (EN IEC 60529)	IP65, IP67

Commercial data	
ECLASS-6.0	27279221
ECLASS-7.0	27440104
ECLASS-8.0	27440104
ECLASS-9.0	27440102
ECLASS-10.1	27440102
ECLASS-11.1	27440102
ECLASS-12.0	27440116
ETIM-5.0	EC002635
customs tariff number	85366990
GTIN	4048879306034
Packaging unit	1
Electrical data Supply	
Operating voltage AC max.	50 V
Operating voltage DC max.	50 V
Current operating per contact max.	4 A
Installation	
Connection cross section min.	0,14 mm ²
Connection cross section max.	0,34 mm ²
Single wire diameter min.	0,1 mm
Installation Connection	
Wire insulation diameter min.	1,2 mm
Wire insulation diameter max.	2 mm
Connection	Cut clamps IDC
Device protection	
Shielded	yes
Device protection Electrical	
Additional condition protection degree	inserted, screwed
Mechanical data Mounting data	
Clamping range min.	4,5 mm
Clamping range max.	8,8 mm
Height	49 mm
Width	19,5 mm
Depth	19,5 mm
Environmental characteristics Climatic	
Operating temperature min.	-40 °C
Operating temperature max.	85 °C
Important installation notes	
Note on strain relief	Protect the connectors by suitable measures from mechanical loads, e.g. by the usage of cable ties.
Note on bending radius	Attention: Observe the permissible bending radii when laying cables, as the IP protection class can be endangered by excessive bending forces.