

M12 female 0° A-cod. with cable

PUR 5x0.34 ye UL/CSA 15m

⚠ NOTICE ⚠**PRODUCT IS DISCONTINUED. PLEASE HAVE A LOOK AT THE ALTERNATIVE PRODUCTS.**

Female straight

M12, 5-pole

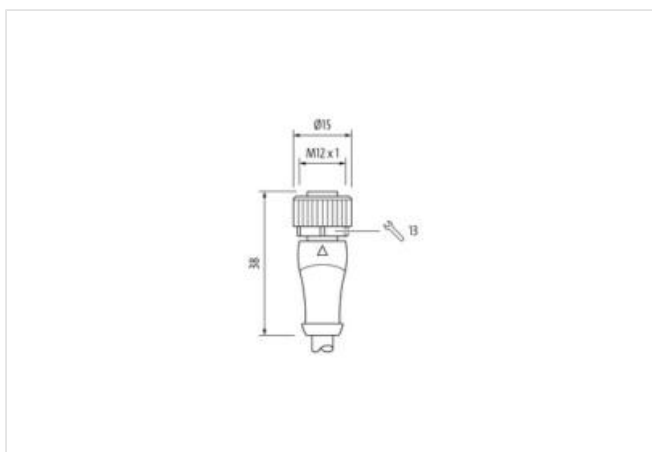
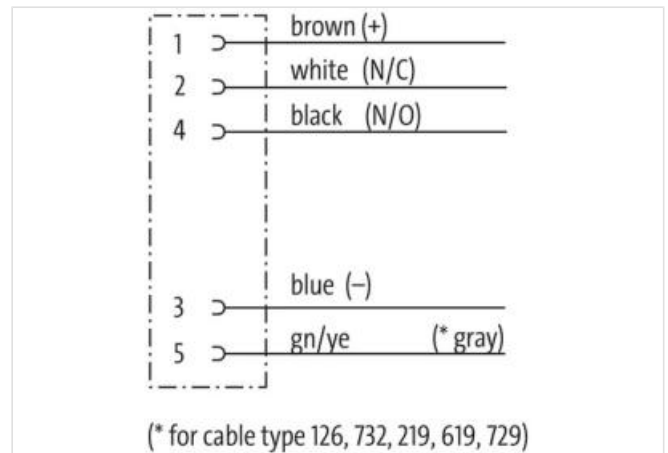

A-coded

Art-No. 7005 - M12 Lite - (plastic hexagonal screw) on request

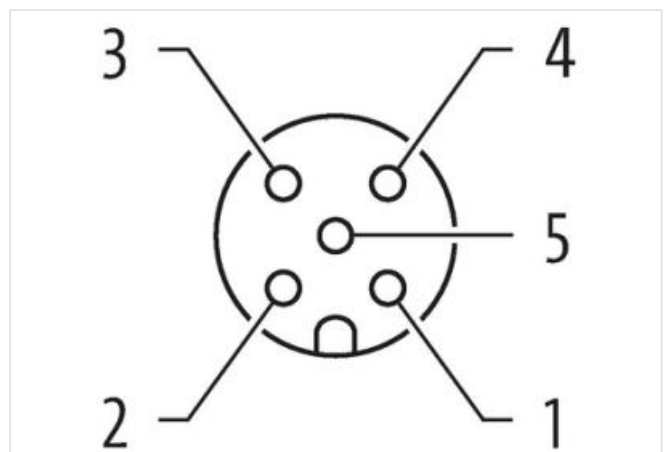
Plastic housings with good resistance against chemicals and oils.

The resistance to aggressive media should be individually tested for your application. Further details on request.

Further cable lengths on request.

[Link to Product](#)**Illustration**

Product may differ from Image



Cable length 15 m

Side 1	
Tightening torque	0,6 Nm
Mounting method	inserted, screwed
Coating contact	gold plated
Family construction form	M12
Thread	M12 x 1
suitable for corrugated tube (internal Ø)	10 mm
Coding	A
Material contact	Copper alloy
Material	PUR
No. of poles	5
Width across flats	SW13
Degree of protection (EN IEC 60529)	IP65, IP66K, IP67
Side 2	
Stripping length (jacket)	20 mm
Coating contact	gold plated
Commercial data	
ECLASS-6.0	27279218
ECLASS-6.1	27279218
ECLASS-7.0	27279218
ECLASS-8.0	27279218
ECLASS-9.0	27060311
ECLASS-10.1	27060311
ECLASS-11.1	27060311
ECLASS-12.0	27060311
ETIM-5.0	EC001855
customs tariff number	85444290
GTIN	4048879307208
Packaging unit	1
Electrical data Supply	
Operating voltage AC max.	125 V
Operating voltage DC max.	125 V
Operating voltage AC (UL-listed)	30 V
Operating voltage DC (UL-listed)	30 V
Current operating per contact max.	4 A
Diagnostics	
Status indication LED	no
Installation Connection	
Stripping length (jacket)	20 mm
Mounting set	M12 x 1
Device protection Electrical	
Additional condition protection degree	inserted, screwed
Pollution Degree	3
Rated surge voltage	1,5 kV
Material group (IEC 60664-1)	I
Mechanical data Material data	
Coating locking	Nickel
Coating of fitting	nickel plated
Material gasket	FKM
Locking material	Zinc die-casting

Material screw connection Zinc die-casting

Mechanical data | Mounting data

Mounting method inserted, screwed, Shaking protection

Environmental characteristics | Climatic

Operating temperature min. -25 °C

Operating temperature max. 85 °C

Additional condition temperature range depending on cable quality

Conformity

Product standard DIN EN 61076-2-101 (M12)

Installation | Cable

Cable identification 834

Jacket Color blue

Type of Certificate cURus

Amount stranding 1

Stranding 2 wires twisted

Amount stranding (type 2) 1

Stranding (type 2) 2 Stranded joints twisted

Cable shielding (type) copper braid, tinned

Cable shielding (coverage) 65 %

Banding Foil

Drain wire (cross-section) 22 AWG

wire arrangement (white, blue), (black, red)

Traversing distance (C-track) 5 m

Travel speed (C-track) 1 Mio.

Cable weight 63,12 g/m

Material jacket PUR

Shore hardness jacket 90 ± 5 Shore A

Freedom from ingredients (jacket) lead-free, cadmium-free, CFC-free, halogen-free, silicone-free

Outer-diameter (jacket) 6,9 mm

Tolerance outer diameter (sheath) ± 5 %

Material wire insulation PE

Amount wires 2

Outer diameter insulation 2,1 mm

Outer diameter tolerance core insulation ± 5 %

Shore hardness wire insulation 64 ± 5 Shore D

Ingredient freeness wire insulation lead-free, CFC-free, halogen-free

Amount strands (wire) 19

Diameter of single wires 24 AWG

Conductor crosssection (wire) 24 AWG

Drain wire (cross-section) 22 AWG

Material conductor wire copper stranded wire, tinned

Electrical function wire Data

Material wire insulation (Data) PE

Outer diameter wire insulation (Data) 1,5 mm

Tolerance outer diameter wire insulation (data) ± 53 %

Ingredient freeness wire insulation (Data) lead-free, CFC-free, halogen-free

Amount wires (Data) 2

Amount strands wire (Data) 19

Diameter of single wires (Data) 22 AWG

Conductor crosssection wire (Data) 22 AWG

Material conductor wire (Data) copper stranded wire, tinned

Electrical function wire (data) Power

Nominal voltage AC max. 300 V

Current load capacity (standard)	to DIN VDE 0298-4
Current load capacity min. wire	4,5 A
Current load capacity min. Wire (Data)	6 A
Electrical function wire	Data
Electrical function wire (data)	Power
Characteristic impedance	120 $\Omega \pm 10\%$ @ 1 MHz
Electrical resistance line constant wire	78 Ω/km
Electrical resistance coating wire (Data)	54 Ω/km
AC withstand voltage (wire - wire)	2 kV @ 60 s
Electric capacitance	40000 pF/km
AC withstand voltage (wire - shield)	2 kV @ 60 s
Min. operating temperature (static)	-40 °C
Max. operating temperature (fixed)	80 °C
Operating temperature min. (dynamic)	-30 °C
Operating temperature max. (dynamic)	70 °C
Flame resistance	UL 1581 § 1100 FT2 UL 1581 § 1090 IEC 60332-2-2
chemical resistance	Good, application-related testing
Gasoline resistance	Good, application-related testing
Oil resistance	Good, application-related testing DIN EN 60811-404
Bending radius (installation)	x Outer diameter
Bending radius (fixed)	6 x Outer diameter
Bending radius (dynamic)	10 x Outer diameter
No. of torsion cycles	2 Mio.
Torsion stress	$\pm 30^\circ/\text{m}$
Torsion speed	35 cycles/min