

**M12 female 0° A-cod. with cable**

PUR 3x0.34 gy UL/CSA 10m

**⚠ NOTICE ⚠****PRODUCT IS DISCONTINUED. PLEASE HAVE A LOOK AT THE ALTERNATIVE PRODUCTS.**

Female straight

M12, 4-pole

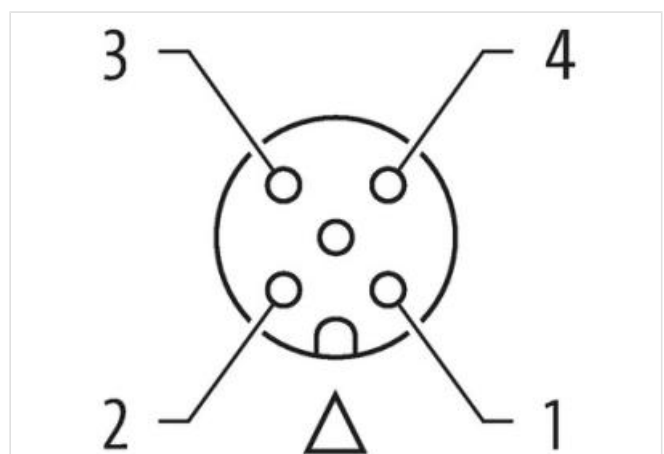
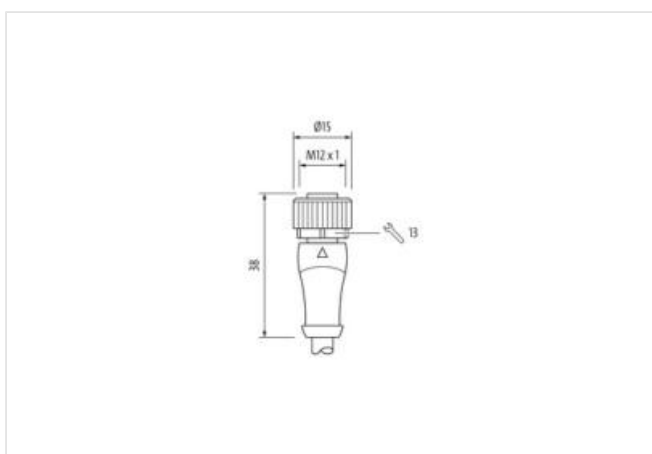
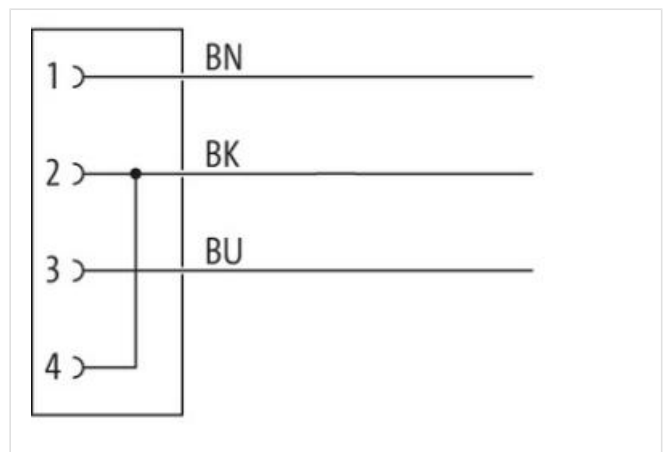
Art-No. 7005 - M12 Lite - (plastic hexagonal screw) on request

with cable sleeves

Plastic housings with good resistance against chemicals and oils.

The resistance to aggressive media should be individually tested for your application. Further details on request.

Further cable lengths on request.

**[Link to Product](#)****Illustration**

Product may differ from Image



Cable length 10 m

<b>Side 1</b>	
Tightening torque	0,6 Nm
Mounting method	inserted, screwed
Coating contact	gold plated
Family construction form	M12
Thread	M12 x 1
suitable for corrugated tube (internal Ø)	10 mm
Coding	A
Material contact	Copper alloy
Material	PUR
No. of poles	4
Width across flats	SW13
Degree of protection (EN IEC 60529)	IP65, IP66K, IP67
<b>Side 2</b>	
Stripping length (jacket)	20 mm
Coating contact	gold plated
<b>Commercial data</b>	
ECLASS-6.0	27279218
ECLASS-6.1	27279218
ECLASS-7.0	27279218
ECLASS-8.0	27279218
ECLASS-9.0	27060311
ECLASS-10.1	27060311
ECLASS-11.1	27060311
ECLASS-12.0	27060311
ETIM-5.0	EC001855
customs tariff number	85444290
GTIN	4048879214643
Packaging unit	1
<b>Electrical data   Supply</b>	
Operating voltage AC max.	250 V
Operating voltage DC max.	250 V
Operating voltage AC (UL-listed)	30 V
Operating voltage DC (UL-listed)	30 V
Current operating per contact max.	4 A
<b>Diagnostics</b>	
Status indication LED	no
<b>Installation   Connection</b>	
Stripping length (jacket)	20 mm
Mounting set	M12 x 1
<b>Device protection   Electrical</b>	
Additional condition protection degree	inserted, screwed
Pollution Degree	3
Rated surge voltage	2,5 kV
Material group (IEC 60664-1)	I
<b>Mechanical data   Material data</b>	
Coating locking	Nickel
Coating of fitting	nickel plated
Material gasket	FKM
Locking material	Zinc die-casting

Material screw connection      Zinc die-casting

#### Mechanical data | Mounting data

Mounting method      inserted, screwed, Shaking protection

#### Environmental characteristics | Climatic

Operating temperature min.      -25 °C

Operating temperature max.      85 °C

Additional condition temperature range      depending on cable quality

#### Conformity

Product standard      DIN EN 61076-2-101 (M12)

#### Cable

Cable identification      223

Cable Type      2 (PUR/PVC)

Approval (cable)      UL (AWM-Style 20549/1731), CSA; CE conform

Cable weight [g/m]      35,97 g

Material wire      Cu wire, bare

Resistor (core)      max. 57 Ω/km (20 °C)

Single wire Ø (core)      0.1 mm

Construction (core)      42× 0.1 mm (multi-strand wire class 6)

Diameter (core)      3× 0.34 mm<sup>2</sup>

AWG      similar to AWG 22

Material wire isolation      PVC

Material property wire insulation      CFC-, cadmium-, silicone- and lead-free

Shore hardness wire isolation      43 ±5 D

Wire-Ø incl. isolation      1.25 mm ±5%

Color/numbering of wires      br, bk, bl

Stranding combination      3 wires twisted

Shield      no

Material jacket      PUR/PVC

Material property (jacket)      CFC-, halogen-, cadmium-, silicone- and lead-free, matt, low-adhesion, machine easy to process, abrasion-resistant, hydrolysis and microbial resistant

Shore hardness jacket      80 ±5 A (PVC-under jacket); 85 ±5 A (PUR-jacket)

Outer-Ø (jacket)      4.3 mm ±5%

Color jacket      gray

chemical resistance      good resistance to oil, gasoline and chemicals

Nominal voltage      UL 300 V AC

Test voltage      2000 V AC

Current load capacity      to DIN VDE 0298-4

Temperature range (fixed)      -30...+80 °C

Temperature range (mobile)      -5...+80 °C

Bending radius (fixed)      10× outer Ø

Bending radius (dynamic)      15× outer Ø

No. of bending cycles (C-track)      max. 2 Mio. (25 °C)

Travel speed (C-track)      max. 3.3 m/s

Acceleration (C-track)      max. 5 m/s<sup>2</sup>