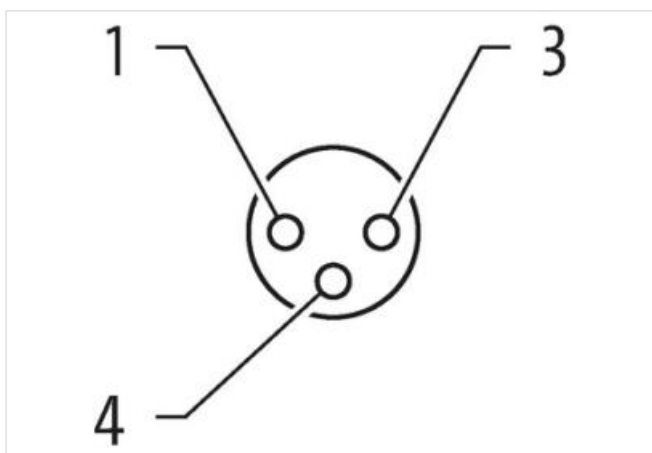
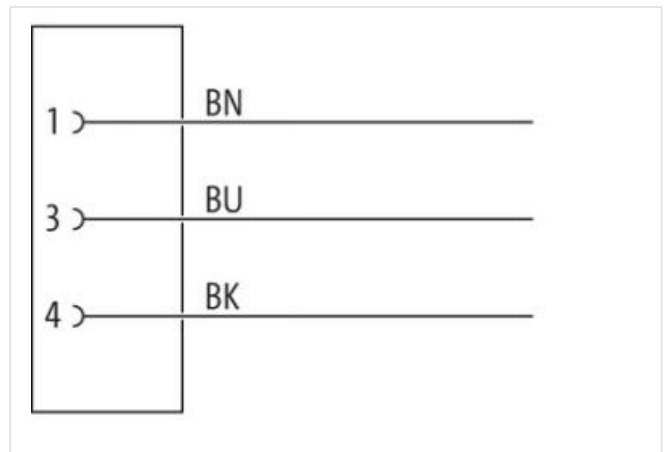


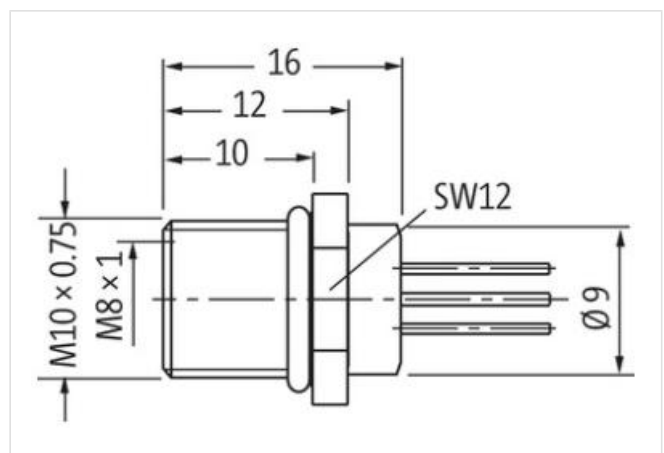
M8 female recept. A-cod. rear

PP-wires 3x0.25 1m

Flange female
 Flange M8 female
 M8, 3-pole
 with multi-strand wire
 Rear mounting
 3-pole
 with multi-strand wire

[Link to Product](#)**Illustration**

Product may differ from Image



Cable length 1 m

Side 1

Tightening torque 0,4 Nm

The information in this Product-PDF has been compiled with the utmost care.
 Liability for the correctness completeness and topicality of the information is restricted to gross negligence. Version: 2024-05-03

Murrelektronik GmbH | Falkenstraße 3 | 71570 Oppenweiler | Fon +49 (71 91) 47-0 | Fax +49 (71 91) 47-491000 | shop@murrelektronik.com | shop.murrelektronik.com

| | |
|-------------------------------------------------|-------------------------------------------------------------------------------------------------------------------------------------------------------|
| Mounting method | inserted, screwed |
| Family construction form | M8 |
| Thread | M8 x 1 |
| Material | Brass |
| No. of poles | 3 |
| Degree of protection (EN IEC 60529) | IP67 |
| Commercial data | |
| ECLASS-6.0 | 27279220 |
| ECLASS-6.1 | 27279220 |
| ECLASS-7.0 | 27440103 |
| ECLASS-8.0 | 27440103 |
| ECLASS-9.0 | 27440103 |
| ECLASS-10.1 | 27440103 |
| ECLASS-11.1 | 27440103 |
| ECLASS-12.0 | 27440103 |
| ETIM-5.0 | EC001855 |
| customs tariff number | 85444290 |
| GTIN | 4048879435567 |
| Packaging unit | 1 |
| Electrical data Supply | |
| Operating voltage AC max. | 50 V |
| Operating voltage DC max. | 60 V |
| Current operating per contact max. | 4 A |
| Diagnostics | |
| Status indication LED | no |
| Installation Connection | |
| Mounting set | M8 x 1 |
| Device protection Electrical | |
| Protection NEMA | 3, 4, 6P |
| Additional condition protection degree | inserted, screwed |
| Pollution Degree | 3 |
| Rated surge voltage | 1,5 kV |
| Material group (IEC 60664-1) | I |
| Mechanical data Material data | |
| Coating of fitting | nickel plated |
| Material screw connection | Brass |
| Mechanical data Mounting data | |
| Mounting method | Schraubgewinde |
| Looking techniques | Schraubgewinde |
| Environmental characteristics Climatic | |
| Operating temperature min. | -25 °C |
| Operating temperature max. | 85 °C |
| Additional condition temperature range | depending on cable quality |
| Important installation notes | |
| Note on strain relief | Protect the connectors by suitable measures from mechanical loads, e.g. by the usage of cable ties. |
| Note on bending radius | Attention: Observe the permissible bending radii when laying cables, as the IP protection class can be endangered by excessive bending forces. |
| Approvals | |
| UL 50E | yes |
| Installation Cable | |

| | |
|------------------------------------------|------------------------------------------------------|
| Cable identification | 970 |
| wire arrangement | brown, black, blue |
| Material wire insulation | PP |
| Amount wires | 3 |
| Outer diameter insulation | 1,1 mm |
| Outer diameter tolerance core insulation | ± 5 % |
| Conductor crossection (wire) | 0,25 mm ² |
| Min. operating temperature (static) | -40 °C |
| Max. operating temperature (fixed) | 90 °C |
| Operating temperature min. (dynamic) | -25 °C |
| Operating temperature max. (dynamic) | 90 °C |
| Flame resistance | UL 1581 § 1090 UL 1581 § 1100 FT2 IEC 60332-2-2 |
| chemical resistance | Good, application-related testing |
| Gasoline resistance | Good, application-related testing |
| Oil resistance | DIN EN 60811-404 Good, application-related testing |
| Bending radius (fixed) | 5 x Outer diameter |