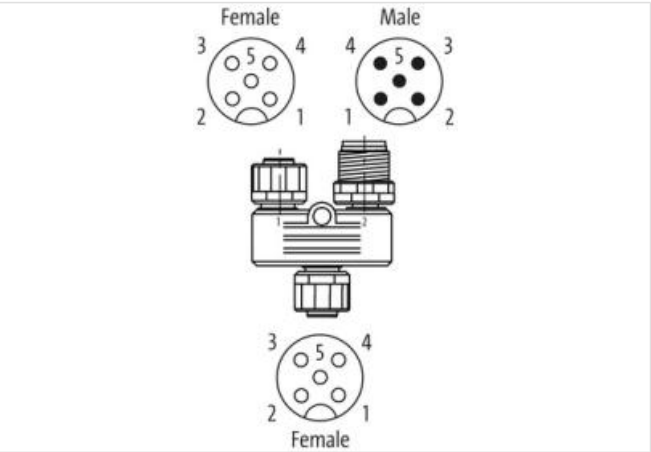
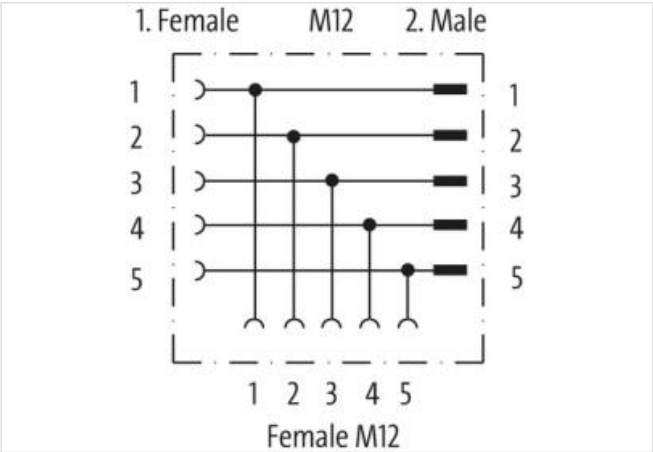


T-COUPLER M12 FEMALE/M12 FEMALE+M12 MALE 0°

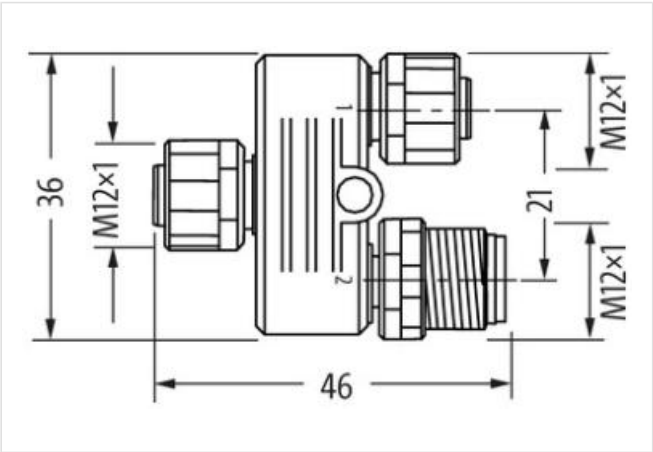
T-coupler
Female straight – female/male straight
M12 – M12, 5-pole
Parallel circuit
Plastic housings with good resistance against chemicals and oils.
The resistance to aggressive media should be individually tested for your application. Further details on request.

Link to Product

Illustration



Product may differ from Image



| Commercial data | |
|-----------------------|---------------|
| ECLASS-6.0 | 27279218 |
| ECLASS-7.0 | 27279218 |
| ECLASS-8.0 | 27279218 |
| ECLASS-9.0 | 27060311 |
| ECLASS-10.1 | 27440106 |
| ECLASS-11.1 | 27440106 |
| ECLASS-12.0 | 27440106 |
| ETIM-5.0 | EC002635 |
| customs tariff number | 85366990 |
| GTIN | 4048879257916 |

Packaging unit 10

Electrical data | Supply

| | |
|------------------------------------|------|
| Operating voltage AC max. | 24 V |
| Operating voltage DC max. | 24 V |
| Current operating per contact max. | 4 A |

Installation | Connection

| | |
|-------------------|---------|
| Tightening torque | 0,6 Nm |
| Mounting set | M12 x 1 |

Device protection | Electrical

| | |
|--|-------------------|
| Degree of protection (EN IEC 60529) | IP67 |
| Additional condition protection degree | inserted, screwed |
| Rated surge voltage | 1,5 kV |

Mechanical data | Material data

| | |
|------------------|------------------|
| Coating locking | Nickeled |
| Locking material | Zinc die-casting |

Mechanical data | Mounting data

| | |
|-----------------|---------------------------------------|
| Mounting method | inserted, screwed, Shaking protection |
|-----------------|---------------------------------------|

Environmental characteristics | Climatic

| | |
|----------------------------|--------|
| Operating temperature min. | -25 °C |
| Operating temperature max. | 85 °C |

Important installation notes

| | |
|------------------------|---|
| Note on strain relief | Protect the connectors by suitable measures from mechanical loads, e.g. by the usage of cable ties. |
| Note on bending radius | Attention: Observe the permissible bending radii when laying cables, as the IP protection class can be endangered by excessive bending forces. |