

MVP12, 6XM12, 5POLE, PLUGGABLE CABLE

3.0m PUR/PVC 12x0,34+3x0,75

Art.No.: 27031

Weight: 0.721 kg

Country of origin: CZ

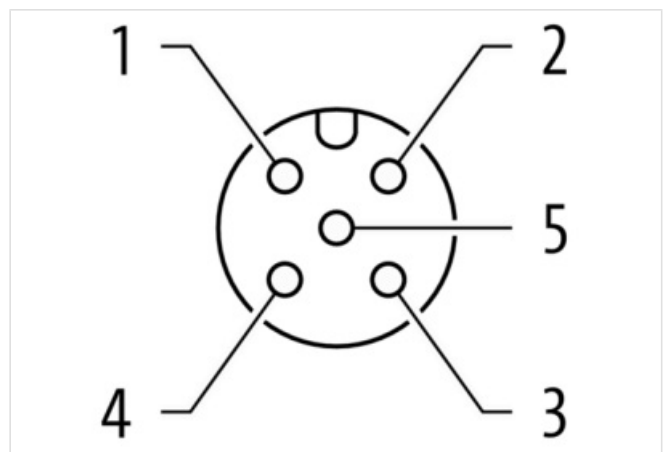
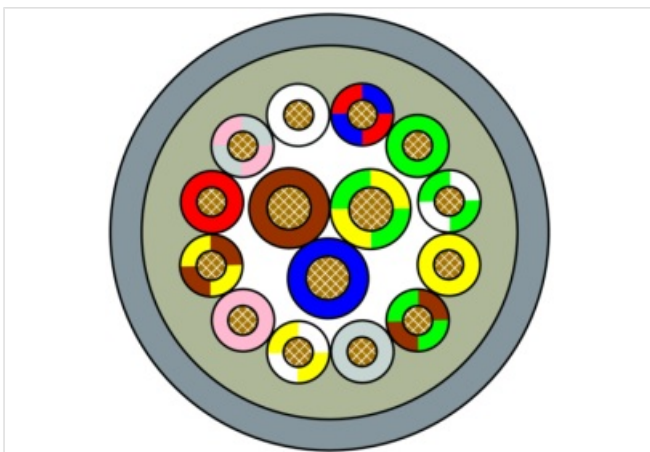
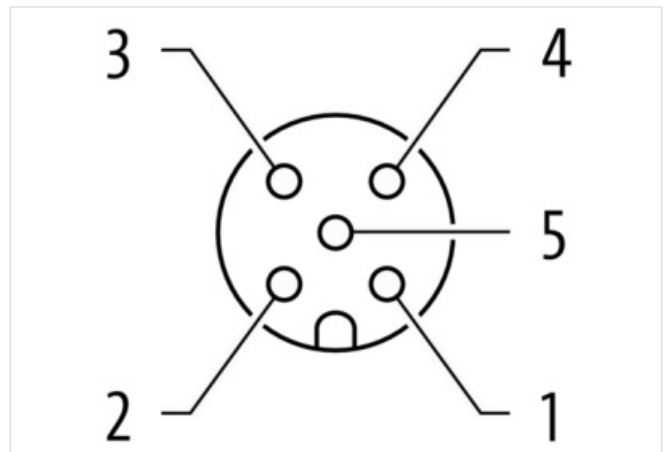
Model designation: MVM6-UHM3.0

Further cable lengths on request.

Plastic housings with good resistance against chemicals and oils.

The resistance to aggressive media should be individually tested for your application. Further details on request.

with LED for digital PNP-signals 24 V DC

Link to Product**Illustration**

Product may differ from Image

**Commercial data**

| | |
|-----------------------|---|
| URL Webshop | https://shop.murrelektronik.com/27031 |
| GTIN | 4048879064507 |
| Customs tariff number | 85366990 |

The information in this Product-PDF has been compiled with the utmost care.

Liability for the correctness completeness and topicality of the information is restricted to gross negligence. Version: 2026-06-15

Murrelektronik GmbH | Grabenstraße 29 | 71570 Oppenweiler | Fon +49 (71 91) 47-0 | Fax +49 (71 91) 47-491000 | shop@murrelektronik.com | shop.murrelektronik.com

| | |
|-----------------------|---------------|
| ECLASS-6.0 | 27279219 |
| ECLASS-6.1 | 27279219 |
| ECLASS-7.0 | 27279219 |
| ECLASS-7.1 | 27279219 |
| ECLASS-8.0 | 27279219 |
| ECLASS-8.1 | 27279219 |
| ECLASS-9.0 | 27440108 |
| ECLASS-9.1 | 27440108 |
| ECLASS-10.0.1 | 27440108 |
| ECLASS-10.1 | 27440108 |
| ECLASS-11.0 | 27440108 |
| ECLASS-11.1 | 27440108 |
| ECLASS-12.0 | 27440108 |
| ECLASS-13.0 | 27440108 |
| ECLASS-14.0 | 27440108 |
| ETIM-5.0 | EC002585 |
| ETIM-6.0 | EC002585 |
| ETIM-7.0 | EC002585 |
| ETIM-8.0 | EC002585 |
| customs tariff number | 85366990 |
| EAN | 4048879064507 |
| Packaging unit | 1 |

Electrical data | Supply

| | |
|------------------------------------|------|
| Operating voltage DC | 24 V |
| Operating voltage DC min. | 18 V |
| Operating voltage DC max. | 30 V |
| Current operating per contact max. | 4 A |
| Total current max. | 8 A |

Industrial Communication

| | |
|----------------------------|---|
| Number of signals per port | 2 |
|----------------------------|---|

Installation | Connection

| | |
|-------------------|---------|
| Tightening torque | 0,6 Nm |
| Mounting set | M12 x 1 |

Device protection | Electrical

| | |
|--|-------------------|
| Degree of protection (EN IEC 60529) | IP67, IP65 |
| Additional condition protection degree | inserted, screwed |

Device protection | Media

| | |
|------------------|-----------------|
| Flame resistance | flame retardant |
|------------------|-----------------|

Mechanical data | Material data

| | |
|---------|-----|
| housing | PBT |
|---------|-----|

Mechanical data | Mounting data

| | |
|-----------------|---|
| Height | 125 mm |
| Width | 50,2 mm |
| Depth | 17 mm |
| Mounting method | Schraubgewinde, screwed, Shaking protection |
| Cable length | 3 m |

Environmental characteristics | Climatic

| | |
|--|----------------------------|
| Operating temperature min. | -20 °C |
| Operating temperature max. | 80 °C |
| Additional condition temperature range | depending on cable quality |

Installation | Cable

| | |
|--|---|
| Stranding | 1 × 3 wires stranded |
| Stranding (type 2) | 1 × 12 wires stranded around stranding combination |
| Wire arrangement | (BN, GNYE, BU), RD, GYPK, WH, RDBU, GN, GNWH, YE, BNGN, GY, YEWH, PK, BNYE |
| Material wire insulation | PVC |
| Amount wires | 12 |
| Outer diameter insulation | 1.3 mm ± 0.1 mm |
| Conductor crosssection (wire) | 0,34 mm ² |
| Material conductor wire | Stranded copper wire, bare |
| Core construction (wire) | 19 × 0.15 mm |
| Material properties wire insulation | good machinability |
| Ingredient freeness wire insulation | lead-free, cadmium-free, CFC-free, silicone-free |
| Electrical function wire (type 2) | Power |
| Material wire insulation (type 2) | PVC |
| Amount wires (type 2) | 3 |
| Outer diameter wire insulation (type 2) | 1.8 mm ± 0.1 mm |
| Conductor crosssection (wire type 2) | 0,75 mm ² |
| Material conductor wire (type 2) | Stranded copper wire, bare |
| Core construction (wire type 2) | 42 × 0.15 mm |
| Material properties wire insulation (type 2) | good machinability |
| Ingredient freeness wire insulation (type 2) | lead-free, cadmium-free, CFC-free, silicone-free |
| Material jacket | PUR |
| Outer-diameter (jacket) | 9.2 mm ± 5 % |
| Jacket Color | gray / RAL 7040 |
| Material inner jacket | PVC |
| Color (inner jacket) | gray |
| Freedom from ingredients (jacket) | lead-free, cadmium-free, CFC-free, silicone-free |
| Material property (jacket) | abrasion-resistant, low adhesion, good machinability, matte |
| Conductor resistance (wire) | 57 Ω/km @ 20 °C |
| Conductor resistance (wire type 2) | 26 Ω/km @ 20 °C |
| Max. rated voltage (conductor - ground) | 300 V |
| Max. rated voltage (conductor - conductor) | 300 V |
| Withstand voltage (wire - wire) | 2 kV @ 60 s |
| Withstand voltage (wire - jacket) | 2 kV @ 60 s |
| Current load capacity max. (wire) | 4 A |
| Current load capacity max. Wire (type 2) | 12 A |
| Current load capacity (standard) | to DIN VDE 0298-4 |
| Operating temperature (static) | -30 °C ... 80 °C |
| Operating temperature (dynamic) | -5 °C ... 70 °C |
| Operating temperature (drag chain) | -5 °C ... 60 °C |
| Flame resistance | UL 1581 § 1090, CSA FT2, IEC 60332-2-2 |
| Oil resistance | IEC 60811-404 |
| Chemical resistance | good |
| Other resistances | good resistance to gasoline, resistant to hydrolysis, resistant to microbes |
| Notes | application-related testing |
| Bending radius (fixed) | 5 × Outer diameter |
| Bending radius (dynamic) | 10 × Outer diameter |
| No. of bending cycles (C-track) | 2 Mio. @ 25 °C |
| Traversing distance (C-track) | 5 m @ 25 °C |
| Travel speed (C-track) | 2 m/s @ 25 °C |
| Acceleration (C-track) | 10 m/s ² @ 25 °C |
| Connection type 2 | |
| Family construction form | free cable end |
| No. of poles | 15 |
| Color contact carrier | gray |

| | |
|--------------------------|--------|
| Family construction form | M12 |
| No. of poles | 5 |
| Coding | A |
| Gender | female |
| Color contact carrier | black |
| PIN 1 | + |
| PIN 2 | NC S 2 |
| PIN 3 | - |
| PIN 4 | NO S 1 |
| PIN 5 | PE |