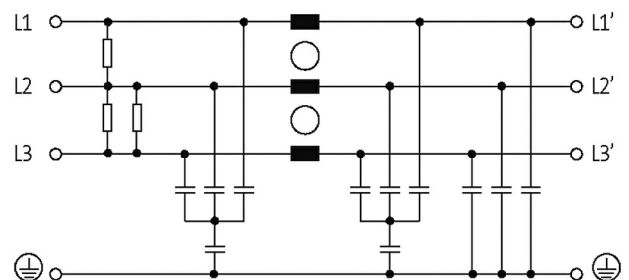
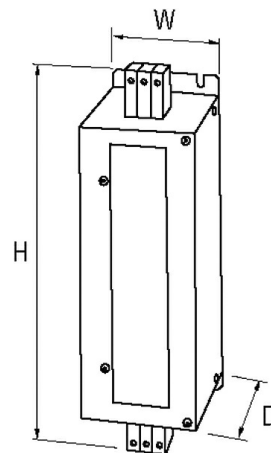
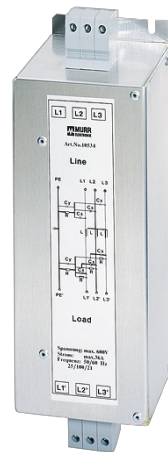


**MEF EMC-FILTER 3-PHASE 1-STAGE**

I:180A U:3x600 VAC book-style

Current: 180 A  
1-stage

Attenuation curves on request.

[Link to Product](#)**Illustration**

Product may differ from Image

**Approvals**



#### Technical Data

Operating voltage	max. 3× 600 V AC
Operating frequency	50...60 Hz
Overload current	18× (IN t) max. 0.5 ms; 1.5× (IN t) max. 1 min. (1× per hour)
Consumption	max. 10 mA (250 V AC)
Connection cross section	25...95 mm <sup>2</sup> single core (AWG 3...0000); 35...95 mm <sup>2</sup> multiple core (AWG 2...0000)

#### General data

Climatic category	25/085/21 (EN 60068-1)
Test isolation voltage	3.3 kV (L-N), 2 s; 3.1 kV (L-L), 2 s
Connection	Screw connection, touch protected
Mounting method	screw fixing
Dimensions H×W×D	380×120×170 mm

#### Description

Functional description	The 3-phase and 1-/2-stage EMC filters MEF 3/1-3/2 are used in the range 0.1...30 MHz and dampen interferences found in cables from the mains, supply units and control systems. They are suitable for TN-C-mains. The best results are obtained with short con
------------------------	---

#### Commercial data

country of origin	IT
customs tariff number	85363090
EAN	4048879029186
eClass	27130806
Packaging unit	1