

M12 female recept. D-cod. shielded rear

TPE 2x2x24AWG SF/UTP CAT5e bu UL/CSA. CM 15m

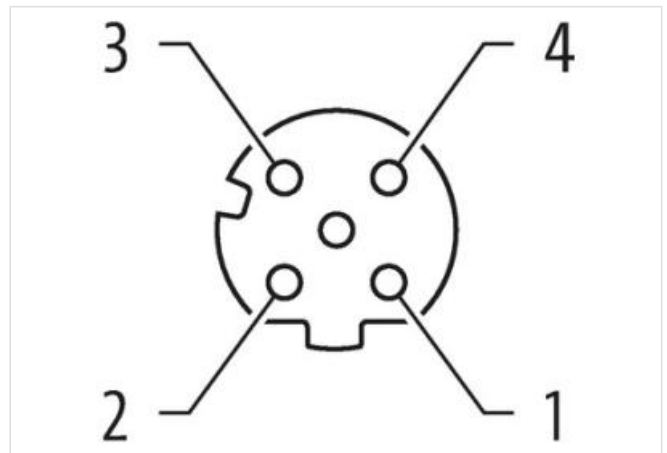
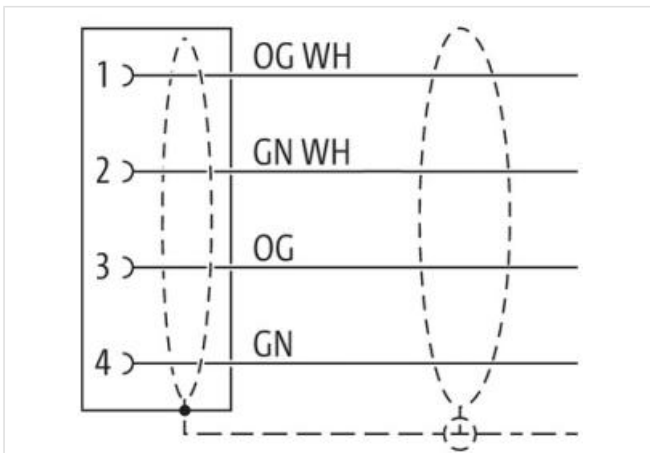
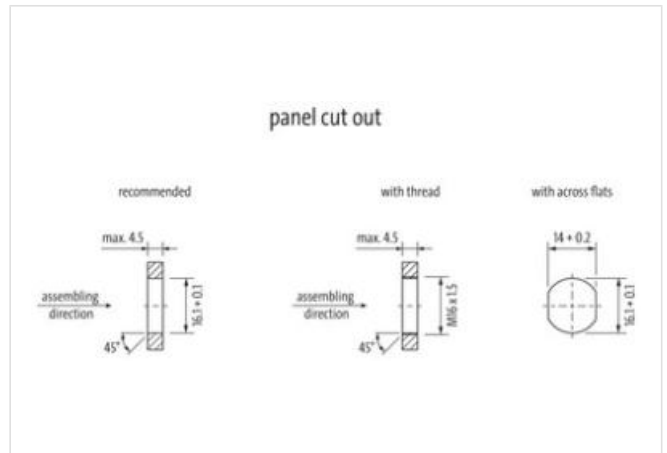
Ethernet CAT5
Flange female
M12, 4-pole
D-coded
shielded
Rear mounting
USA

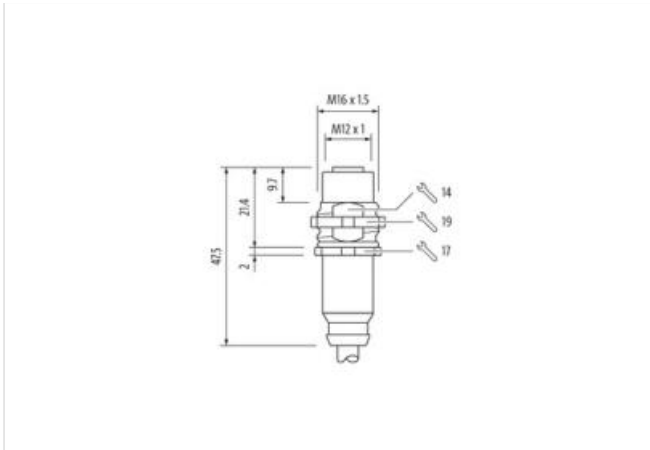
Further cable lengths on request.

The resistance to aggressive media should be individually tested for your application. Further details on request.

제품 링크

일러스트





실제 제품은 이미지와 다를 수 있습니다.



Cable length 15 m

Side 1

Mounting method inserted, screwed
 Family construction form M12
 Thread M12 x 1
 Coding D
 No. of poles 4
 Width across flats SW14
 Degree of protection (EN IEC 60529) IP67

Side 2

Stripping length (jacket) 20 mm
 Family construction form free cable end

제품자료

ECLASS-6.0 27279218
 ECLASS-6.1 27279220
 ECLASS-7.0 27440103
 ECLASS-8.0 27440103
 ECLASS-9.0 27440103
 ECLASS-10.1 27440103
 ECLASS-11.1 27440103
 ECLASS-12.0 27440103
 ETIM-5.0 EC001855
 GTIN 4048879831369
 세번부호 85444290
 포장단위 1

Electrical data | Supply

Operating voltage DC max. 60 V
 Current operating per contact max. 1,5 A

Industrial communication

Transfer parameters CAT5, Class D (ISO/IEC 11801:2002), (EN 50173-1)
 Data transmission rate max. 100 MBit/s

Industrial communication | Ethernet functionality

duplex Full duplex

Installation | Connection

Stripping length (jacket) 20 mm

Device protection | Electrical

Protection NEMA	3, 4, 6P
Additional condition protection degree	inserted, screwed
Pollution Degree	3
Rated surge voltage	1,5 kV
Material group (IEC 60664-1)	I

Environmental characteristics | Climatic

Operating temperature min.	-25 °C
Operating temperature max.	85 °C
Additional condition temperature range	depending on cable quality

Important installation notes

Note on strain relief	Protect the connectors by suitable measures from mechanical loads, e.g. by the usage of cable ties.
Note on bending radius	Attention: Observe the permissible bending radii when laying cables, as the IP protection class can be endangered by excessive bending forces.

Installation | Cable

wire arrangement	(orange-white, orange), (green-white, green)
Cable identification	S4U
Function cable	Data
Jacket Color	teal
Type of Certificate	cURus
Amount stranding	2
Stranding	2 wires twisted
Amount stranding (type 2)	1
Stranding (type 2)	2 Stranded joints twisted
Cable shielding (type)	copper braid, tinned
Cable shielding (coverage)	75 %
Banding	Foil
wire arrangement	(orange-white, orange), (green-white, green)
Cable length max.	83 m
Cable weight	55,66 g/m
Material jacket	TPE
Freedom from ingredients (jacket)	lead-free, CFC-free
Outer-diameter (jacket)	6,6 mm
Tolerance outer diameter (sheath)	± 5 %
Material wire insulation	HDPE
Amount wires	4
Outer diameter insulation	1,22 mm
Outer diameter tolerance core insulation	± 5 %
Ingredient freeness wire insulation	lead-free, CFC-free
Amount strands (wire)	7
Diameter of single wires	24 AWG
Conductor crosssection (wire)	24 AWG
Material conductor wire	copper stranded wire, tinned
Nominal voltage AC max.	600 V
Current load capacity (standard)	to DIN VDE 0298-4
Current load capacity min. wire	2,4 A
Characteristic impedance	100 Ω @ 100 MHz
Electrical resistance line constant wire	76,4 Ω/km @ 20 °C
AC withstand voltage (wire - wire)	1,5 kV @ 2 s

Power frequency withstand voltage (wire - jacket)	1,5 kV @ 2 s
Loop resistance	280 Ω/km
Min. operating temperature (static)	-40 °C
Max. operating temperature (fixed)	80 °C
Operating temperature min. (dynamic)	-40 °C
Operating temperature max. (dynamic)	80 °C
Storage temperature min.	-40 °C
Storage temperature max.	80 °C
Flame resistance	UL 1581 § 1100 FT2 UL 1581 § 1090 IEC 60332-2-2
chemical resistance	Good, application-related testing
Gasoline resistance	Good, application-related testing
Oil resistance	DIN EN 60811-404 Good, application-related testing
Bending radius (dynamic)	4 x Outer diameter
No. of bending cycles (C-track)	35 Mio.
Traversing distance (C-track)	0,6 m
Travel speed (C-track)	1,2 m/s
No. of torsion cycles	3 Mio.
Torsion stress	± 270 °/m
Torsion speed	60 cycles/min