

Valve plug MDC06-4s / M12 male 0° Xtreme

PUR 4x0.75 bk UL/CSA+drag ch. 0.6m

Xtreme - Outdoor

Male straight – male straight

The resistance to aggressive media should be individually tested for your application. Further details on request.

Further cable lengths on request.

Stainless steel 1.4305 (V2A)

6...230 V AC/DC

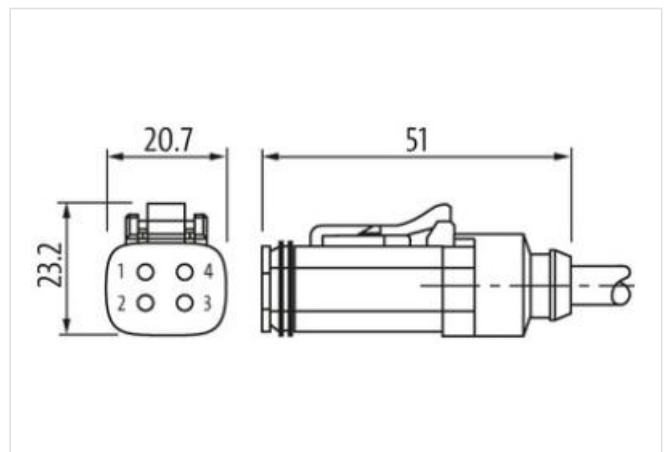
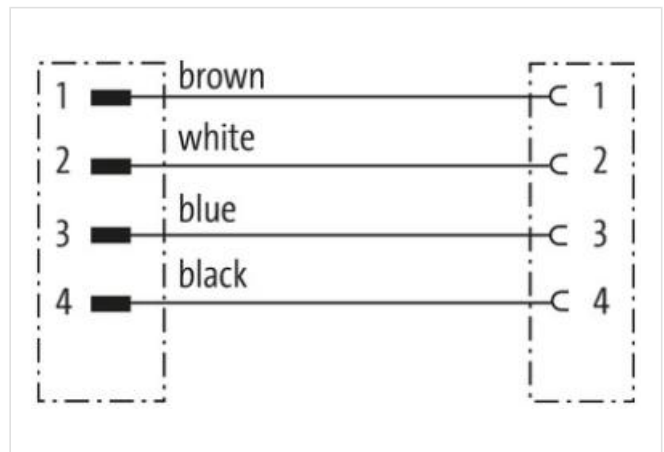
4-pole

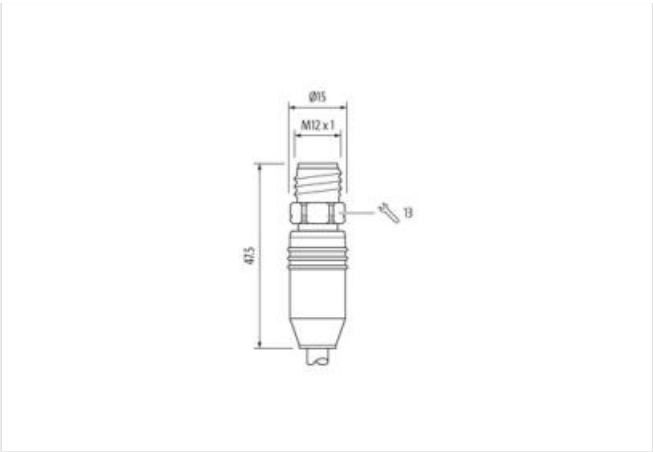
without components

without cable sleeves

compatibel to Deutsch DT06-4S

Plastic housings with good resistance against chemicals and oils.

[Link to Product](#)**Illustration**



Product may differ from Image

Cable length	0,6 m
Side 1	
Mounting method	inserted, screwed
Coating contact	nickel plated
Family construction form	M12
Coding	A
Material contact	Copper alloy
Material	PUR
No. of poles	4
Width across flats	SW14
Degree of protection (EN IEC 60529)	IP65, IP66K, IP68
Side 2	
Tightening torque	0,6 Nm
Mounting method	inserted, screwed
Coating contact	nickel plated
Family construction form	Amphenol AT06-4S
Thread	M12 x 1
Material	PA
No. of poles	4
Degree of protection (EN IEC 60529)	IP68
Commercial data	
ECLASS-6.0	27279218
ECLASS-7.0	27279218
ECLASS-8.0	27279218
ECLASS-9.0	27060311
ETIM-5.0	EC001855
customs tariff number	85444290
GTIN	4065909050569
Packaging unit	1
Electrical data Supply	
Operating voltage AC min.	6 V
Operating voltage AC max.	230 V
Operating voltage DC min.	6 V
Operating voltage DC max.	230 V
Current operating per contact max.	4 A
Diagnostics	

Status indication LED no

Installation | Connection

Gender male

Device protection | Electrical

Pollution Degree 3

Rated surge voltage 2,5 kV

Material group (IEC 60664-1) I

Additional suppressor without components

Mechanical data | Material data

Material gasket Silicon

Locking material Stainless steel 1.4305 (V2A)

Mechanical data | Mounting data

Mounting method inserted, screwed, Shaking protection

Looking techniques Snap-in connector

Environmental characteristics | Climatic

Operating temperature min. -25 °C

Operating temperature max. 85 °C

Additional condition temperature range depending on cable quality

Important installation notes

Note on strain relief Protect the connectors by suitable measures from mechanical loads, e.g. by the usage of cable ties.

Note on bending radius **Attention:** Observe the permissible bending radii when laying cables, as the IP protection class can be endangered by excessive bending forces.

Installation | Cable

wire arrangement brown, black, blue, white

Cable identification 569

Cable Type 3

Jacket Color black

Type of Certificate cURus

Amount stranding 1

Stranding 4 wires twisted

wire arrangement brown, black, blue, white

Cable weight 62,7 g/m

Material jacket PUR

Shore hardness jacket 90 ± 5 Shore A

Freedom from ingredients (jacket) lead-free, cadmium-free, CFC-free, halogen-free, silicone-free

Outer-diameter (jacket) 6,5 mm

Tolerance outer diameter (sheath) ± 5 %

Material wire insulation PP

Amount wires 4

Outer diameter insulation 1,85 mm

Outer diameter tolerance core insulation ± 5 %

Shore hardness wire insulation 70 ± 5 Shore D

Ingredient freeness wire insulation lead-free, cadmium-free, CFC-free, halogen-free, silicone-free

Amount strands (wire) 42

Diameter of single wires 0,15 mm

Conductor crosssection (wire) 0,75 mm²

Material conductor wire Stranded copper wire, bare

Conductor type (wire) strand class 6

Nominal voltage AC max. 300 V

Current load capacity (standard) to DIN VDE 0298-4

Current load capacity min. wire 9,6 A

Electrical resistance line constant wire 26 Ω/km @ 20 °C

AC withstand voltage (wire - wire)	2,5 kV @ 60 s
Power frequency withstand voltage (wire - jacket)	2,5 kV @ 60 s
Min. operating temperature (static)	-40 °C
Max. operating temperature (fixed)	80 °C / 90 °C @ 10000 h Operation
Operating temperature min. (dynamic)	-25 °C
Operating temperature max. (dynamic)	80 °C / 90 °C @ 10000 h Operation
UV resistance	DIN EN ISO 4892-2 A
Flame resistance	IEC 60332-2-2 UL 1581 § 1100 FT2 UL 1581 § 1090
chemical resistance	Good, application-related testing
Gasoline resistance	Good, application-related testing
Oil resistance	Good, application-related testing DIN EN 60811-404
Bending radius (fixed)	5 x Outer diameter
Bending radius (dynamic)	10 x Outer diameter
No. of bending cycles (C-track)	10 Mio. @ 25 °C
Traversing distance (C-track)	10 m @ 25 °C horizontal
Travel speed (C-track)	3 m/s @ 25 °C
No. of torsion cycles	2 Mio.
Torsion stress	± 180 °/m
Torsion speed	35 cycles/min