

M12 male 90° / M12 female 90° A-cod. shielded F&B

PVC 0.5+0.25 shielded gy 1.5m

Cube67

Further cable lengths on request.

Male 90° – female 90°

M12 – M12, 6-pole

A-coded

Stainless steel 1.4404 (V4A)

shielded

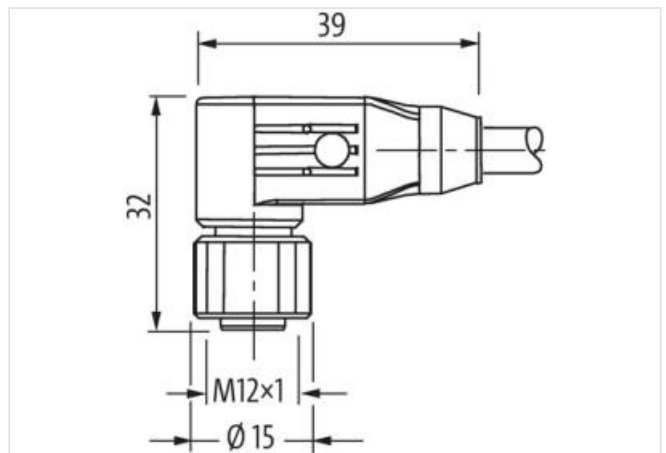
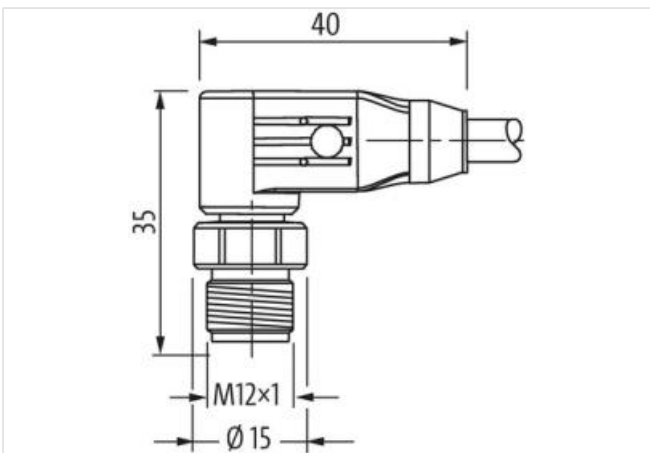
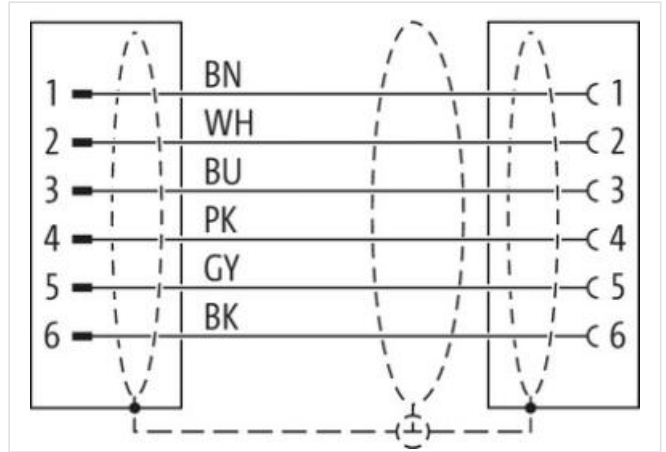
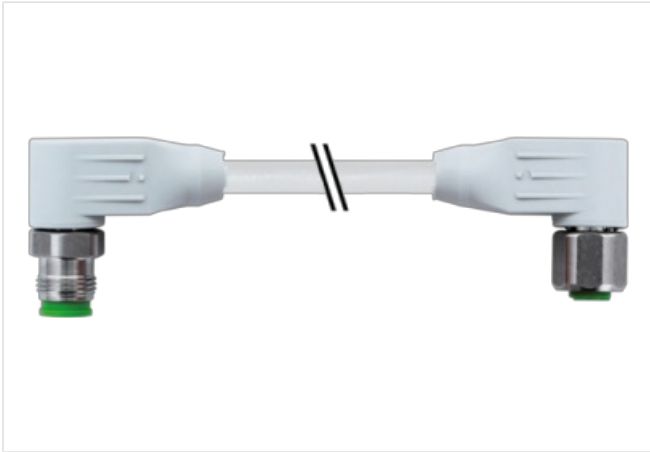
without cable sleeves

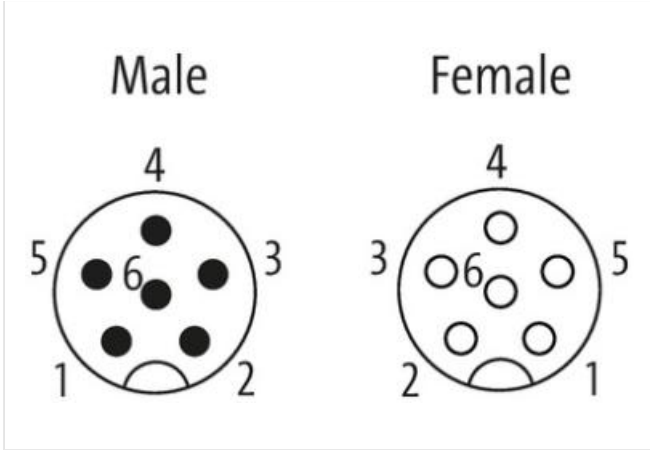
Plastic housings with good resistance against chemicals and oils.

The resistance to aggressive media should be individually tested for your application. Further details on request.

Ürün Linki

örnekleme





Ürün Image farklı olabilir

Cable length	1,5 m
Side 1	
Tightening torque	0,6 Nm
Mounting method	inserted, screwed
Coating contact	gold plated
Family construction form	M12
Thread	M12 x 1
Coding	A
Material contact	Copper alloy
No. of poles	6
Degree of protection (EN IEC 60529)	IP65, IP67, IP68
Side 2	
Tightening torque	0,6 Nm
Mounting method	inserted, screwed
Coating contact	gold plated
Family construction form	M12
Thread	M12 x 1
Coding	A
Material contact	Copper alloy
No. of poles	6
Width across flats	SW14
Degree of protection (EN IEC 60529)	IP65, IP67, IP68
Ticari bilgiler	
ECLASS-6.0	27061801
ECLASS-6.1	27060307
ECLASS-7.0	27060307
ECLASS-8.0	27060307
ECLASS-9.0	27060307
ECLASS-10.1	27060307
ECLASS-11.1	27060307
ECLASS-12.0	27060307
ETIM-5.0	EC001855
GTIN	4048879710541
Gümrük tarife no (gtip)	85444290
Paket miktarı	1
Electrical data Supply	

Operating voltage AC max.	30 V
Operating voltage DC max.	30 V
Current operating per contact max.	4 A
Diagnostics	
Status indication LED	no
Device protection Electrical	
Additional condition protection degree	inserted, screwed
Pollution Degree	3
Rated surge voltage	0,8 kV
Material group (IEC 60664-1)	I
Mechanical data	
Contour for corrugated hose	without
Mechanical data Material data	
Material gasket	FKM
Locking material	Stainless steel 1.4404 (V4A)
Mechanical data Mounting data	
Mounting method	inserted, screwed, Shaking protection
Environmental characteristics Climatic	
Operating temperature min.	-25 °C
Operating temperature max.	85 °C
Additional condition temperature range	depending on cable quality
Important installation notes	
Note on strain relief	Protect the connectors by suitable measures from mechanical loads, e.g. by the usage of cable ties.
Note on bending radius	Attention: Observe the permissible bending radii when laying cables, as the IP protection class can be endangered by excessive bending forces.
Installation Cable	
wire arrangement	blue, white, brown, black, (gray, pink)
Cable identification	522
Function cable	Hybrid, Signal, Data
Jacket Color	gray
Amount stranding	1
Stranding	2 wires twisted
Amount stranding (type 2)	1
Stranding (type 2)	4 wires with Filler with Stranding combination twisted
Cable shielding (type)	copper braid, tinned
Cable shielding (coverage)	85 %
Banding	Fleece
Filler	yes
wire arrangement	blue, white, brown, black, (gray, pink)
Cable weight	104,5 g/m
Material jacket	PVC
Freedom from ingredients (jacket)	lead-free, CFC-free
Outer-diameter (jacket)	7,9 mm
Tolerance outer diameter (sheath)	± 5 %
Material wire insulation	TPE-E
Amount wires	4
Outer diameter insulation	1,5 mm
Outer diameter tolerance core insulation	± 5 %
Ingredient freeness wire insulation	lead-free, CFC-free
Conductor crosssection (wire)	0,5 mm ²
Material conductor wire	Stranded copper wire, bare

Material wire insulation (Data)	TPE-E
Outer diameter wire insulation (Data)	1,4 mm
Tolerance outer diameter wire insulation (data)	± 5 %
Ingredient freeness wire insulation (Data)	lead-free, CFC-free
Amount wires (Data)	2
Conductor crosssection wire (Data)	0,25 mm ²
Material conductor wire (Data)	Stranded copper wire, bare
Nominal voltage AC max.	500 V
Current load capacity (standard)	to DIN VDE 0298-4
Current load capacity min. wire	4,5 A
Current load capacity min. Wire (Data)	7,2 A
Electrical resistance line constant wire	75 Ω/km @ 20 °C
Electrical resistance coating wire (Data)	34 Ω/km @ 20 °C
AC withstand voltage (wire - wire)	1,5 kV @ 60 s
Electric inductivity line constant	0,65 mH/km
Power frequency withstand voltage (wire - jacket)	1,5 kV @ 60 s
AC withstand voltage (wire - shield)	1,2 kV @ 60 s
Isolation resistance	200 MΩ × km
Min. operating temperature (static)	-40 °C
Max. operating temperature (fixed)	90 °C
Operating temperature min. (dynamic)	-25 °C
Operating temperature max. (dynamic)	70 °C
Flame resistance	IEC 60332-2-2 UL 1581 § 1100 FT2 UL 1581 § 1090
chemical resistance	Good, application-related testing
Gasoline resistance	Good, application-related testing
Oil resistance	DIN EN 60811-404 Good, application-related testing
Bending radius (fixed)	5 x Outer diameter
Bending radius (dynamic)	10 x Outer diameter
Traversing distance (C-track)	5 m
Travel speed (C-track)	2 m/s