

M12 female 90° A-cod. with cable F&B

PVC 5x0.34 gy UL/CSA 20m

Plug Connectors for Food & Beverage

Female 90°

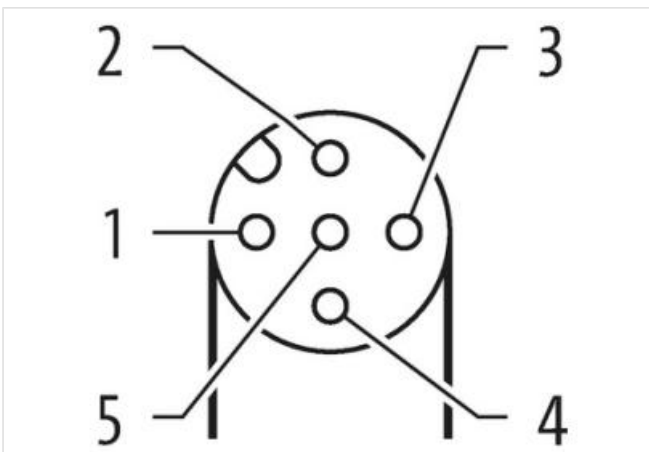
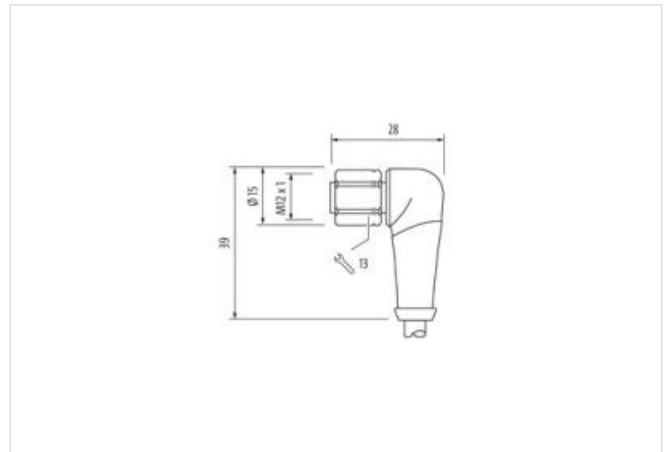
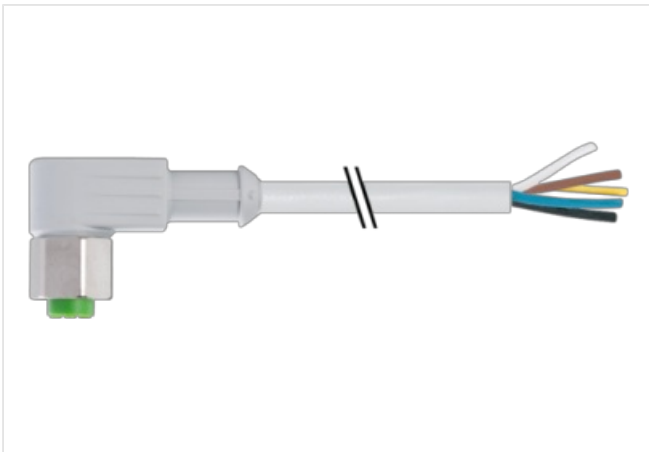
M12, 5-pole

A-coded

Stainless steel 1.4404 (V4A)

Profile gasket

Further cable lengths on request.

[Link to Product](#)**Illustration**

| | |
|---|-------|
| 1 | BN |
| 2 | WH |
| 3 | BU |
| 4 | BK |
| 5 | GN YE |

Product may differ from Image



Cable length 20 m

Side 1

Tightening torque 0,6 Nm

このデータシートに含まれる情報は最大限の注意を払って作成されました。

Liability for the correctness completeness and topicality of the information is restricted to gross negligence. Version: 2024-06-26

Murrelektronik GmbH | Falkenstr. 3 | 71570 Oppenweiler | Fon +49 (71 91) 47-0 | Fax +49 (71 91) 47-491000 | shop@murrelektronik.com | shop.murrelektronik.com

| | |
|---|-------------------------|
| Mounting method | inserted, screwed |
| Coating contact | gold plated |
| Family construction form | M12 |
| Thread | M12 x 1 |
| suitable for corrugated tube (internal Ø) | 10 mm |
| Coding | A |
| Material contact | Copper alloy |
| No. of poles | 5 |
| Width across flats | SW14 |
| Degree of protection (EN IEC 60529) | IP65, IP66K, IP67, IP68 |

Side 2

| | |
|---------------------------|-------------|
| Stripping length (jacket) | 20 mm |
| Coating contact | gold plated |

取引条件

| | |
|----------------|---------------|
| ECLASS-6.0 | 27279218 |
| ECLASS-6.1 | 27279218 |
| ECLASS-7.0 | 27279218 |
| ECLASS-8.0 | 27279218 |
| ECLASS-9.0 | 27060311 |
| ECLASS-10.1 | 27060311 |
| ECLASS-11.1 | 27060311 |
| ECLASS-12.0 | 27060311 |
| ETIM-5.0 | EC001855 |
| GTIN | 4048879447294 |
| HSコード | 85444290 |
| Packaging unit | 1 |

Electrical data | Supply

| | |
|------------------------------------|-------|
| Operating voltage AC max. | 125 V |
| Operating voltage DC max. | 125 V |
| Current operating per contact max. | 4 A |

Diagnostics

| | |
|-----------------------|----|
| Status indication LED | no |
|-----------------------|----|

Installation | Connection

| | |
|---------------------------|-------|
| Stripping length (jacket) | 20 mm |
|---------------------------|-------|

Device protection | Electrical

| | |
|--|-------------------|
| Additional condition protection degree | inserted, screwed |
| Pollution Degree | 3 |
| Rated surge voltage | 1,5 kV |
| Material group (IEC 60664-1) | I |

Mechanical data | Material data

| | |
|------------------|------------------------------|
| Material gasket | PUR |
| Locking material | Stainless steel 1.4404 (V4A) |

Mechanical data | Mounting data

| | |
|-----------------|---------------------------------------|
| Mounting method | inserted, screwed, Shaking protection |
|-----------------|---------------------------------------|

Environmental characteristics | Climatic

| | |
|--|----------------------------|
| Operating temperature min. | -25 °C |
| Operating temperature max. | 85 °C |
| Additional condition temperature range | depending on cable quality |

Important installation notes

| | |
|-----------------------|---|
| Note on strain relief | Protect the connectors by suitable measures from mechanical loads, e.g. by the usage of cable ties. |
|-----------------------|---|

Note on bending radius

Attention: Observe the permissible bending radii when laying cables, as the IP protection class can be endangered by excessive bending forces.

| Installation Cable | |
|---|--|
| wire arrangement | brown, black, blue, white, green-yellow |
| Cable identification | 215 |
| Cable Type | 1 |
| Jacket Color | gray |
| Type of Certificate | cURus |
| Amount stranding | 1 |
| Stranding | 5 wires around Core filler twisted |
| Filler | yes |
| wire arrangement | brown, black, blue, white, green-yellow |
| Cable weight | 48,4 g/m |
| Material jacket | PVC |
| Shore hardness jacket | 85 ± 5 Shore A |
| Freedom from ingredients (jacket) | lead-free, cadmium-free, CFC-free, silicone-free |
| Outer-diameter (jacket) | 5,2 mm |
| Tolerance outer diameter (sheath) | ± 5 % |
| Material wire insulation | PVC |
| Amount wires | 5 |
| Outer diameter insulation | 1,25 mm |
| Outer diameter tolerance core insulation | ± 5 % |
| Shore hardness wire insulation | 45 ± 5 Shore D |
| Material properties wire insulation | good machinability |
| Ingredient freeness wire insulation | lead-free, cadmium-free, CFC-free, silicone-free |
| Amount strands (wire) | 19 |
| Diameter of single wires | 0,15 mm |
| Conductor crosssection (wire) | 0,34 mm ² |
| Material conductor wire | Stranded copper wire, bare |
| Conductor type (wire) | Strand class 5 |
| Nominal voltage AC max. | 300 V |
| Current load capacity (standard) | to DIN VDE 0298-4 |
| Current load capacity min. wire | 4,5 A |
| Electrical resistance line constant wire | 57 Ω/km @ 20 °C |
| AC withstand voltage (wire - wire) | 2 kV @ 60 s |
| Power frequency withstand voltage (wire - jacket) | 2 kV @ 60 s |
| Min. operating temperature (static) | -30 °C |
| Max. operating temperature (fixed) | 80 °C |
| Operating temperature min. (dynamic) | -5 °C |
| Operating temperature max. (dynamic) | 80 °C |
| Flame resistance | IEC 60332-2-2 UL 1581 § 1100 FT2 UL 1581 § 1090 |
| chemical resistance | Good, application-related testing |
| Gasoline resistance | Good, application-related testing |
| Oil resistance | Good, application-related testing DIN EN 60811-404 |
| Bending radius (fixed) | 5 x Outer diameter |
| Bending radius (dynamic) | 10 x Outer diameter |